



**COWLITZ PUD BOARD OF COMMISSIONERS
MEETING AGENDA
August 26, 2025, 2:00 p.m.
Cowlitz PUD Board Room & Microsoft Teams**

Board of Commissioners: Dave Quinn, Duane Dalglish, Bruce Pollock

The Cowlitz PUD Board of Commissioners meets on the 2nd and 4th Tuesday of every month. Members of the public interested in participating via Microsoft Teams should contact Monica Petterson at mpetterson@cowlitzpud.org by 5:00 p.m. on Monday, August 25, 2025. To attend by phone, please call 1-323-484-8960 (Conference ID: 490 131 405#) at the time of the meeting. If you require a reasonable accommodation while in attendance at the Cowlitz PUD Board Meeting, please call Monica at (360) 501-9154 at least 72-hours prior to the meeting so that your needs can be addressed.

Please note that public comment is limited to three minutes per person.

1. Call to Order: 2:00 p.m.
2. Changes/Additions to Agenda
3. **Motion to Approve** Today's Board Agenda: Dave Quinn
4. **Motion to Approve** the PUD Board Meeting Minutes of August 12, 2025:
Dave Quinn
5. Public Comment on Agenda Items and Other District Business
6. **Motion to Ratify/Approve** Vouchers & Payroll: Heather Sorensen
7. General Manager Report: Gary Huhta
8. Action Items

- 8.1 **Motion to Approve** Staff Recommendation No. 18/8/26 – Property Insurance Renewal: Stacie Pederson

- 8.2 **Motion to Approve** Staff Recommendation No. 19/8/26 – Renewal of Westlake US 2, LLC Electric Service Agreement: Chris Velat

- 8.3 **Motion to Rescind** Resolution No. 2786 – Declaring an Emergency Situation Regarding an Industry-Wide Distribution Transformer Shortage: Trent Martin

9. Staff Reports and Presentations

9.1 July 2025 Operational Reports

- Power Management
- Accounting & Finance
- Operations
- Engineering
- Customer Service
- Employee Services
- Public Relations & Communications
- Regulatory & Regional Affairs

10. **Executive Session:** If needed, the Presiding Officer will follow the Executive Session Procedure included with this agenda. Following the Executive Session, the Board may take action in public related to the Executive Session.

11. **Motion to Adjourn** the Meeting

COWLITZ PUD EXECUTIVE SESSION PROCEDURE

The Board may meet in Executive Session for any reason authorized under the Open Public Meetings Act, RCW 42.30.110 (1), using the following procedure:

1. Announce the Executive Session

We will now adjourn into executive session pursuant to RCW 42.30.110 (1) for _____ minutes unless extended by the Presiding Officer. The purpose of the executive session is (choose one of the following):

- a. (i) To consider matters affecting national security;
(ii) To consider, if in compliance with any required data security breach disclosure under RCW [19.255.010](#) and [42.56.590](#), and with legal counsel available, information regarding the infrastructure and security of computer and telecommunications networks, security and service recovery plans, security risk assessments and security test results to the extent that they identify specific system vulnerabilities, and other information that if made public may increase the risk to the confidentiality, integrity, or availability of agency security or to information technology infrastructure or assets;
- b. To consider the selection of a site or the acquisition of real estate by lease or purchase when public knowledge regarding such consideration would cause a likelihood of increased price;
- c. To consider the minimum price at which real estate will be offered for sale or lease when public knowledge regarding such consideration would cause a likelihood of decreased price. However, final action selling or leasing public property shall be taken in a meeting open to the public;
- d. To review negotiations on the performance of publicly bid contracts when public knowledge regarding such consideration would cause a likelihood of increased costs;
- f. To receive and evaluate complaints or charges brought against a public officer or employee. However, upon the request of such officer or employee, a public hearing, or a meeting open to the public shall be conducted upon such complaint or charge;
- g. To evaluate the qualifications of an applicant for public employment or to review the performance of a public employee. However, subject to RCW [42.30.140\(4\)](#), discussion by a governing body of salaries, wages, and other conditions of employment to be generally applied within the agency shall occur in a meeting open to the public, and when a governing body elects to take final action hiring, setting the salary of an individual employee or class of employees, or discharging or disciplining an employee, that action shall be taken in a meeting open to the public;
- i. To discuss with legal counsel representing the agency matters relating to agency enforcement actions, or to discuss with legal counsel representing the agency litigation or potential litigation to which the agency, the governing body, or a member acting in an official capacity is, or is likely to become, a party, when public knowledge regarding the discussion is likely to result in an adverse legal or financial consequence to the agency

2. Return to Open Public Meeting

- a. Once the session concludes, the board will return to open meeting.
- b. If any action is taken it must take place in open meeting.
- c. Action may not take place earlier than the time for which the executive session was to conclude, including any extensions announced by the Presiding Officer.

Note: The foregoing is not a complete list of allowed purposes to hold an executive session under RCW 42.30.110 (1) but represents the most likely purposes for Cowlitz PUD.

PUBLIC UTILITY DISTRICT NO. 1 OF COWLITZ COUNTY, WASHINGTON**MINUTES OF BOARD MEETING OF COMMISSIONERS****Tuesday, August 12, 2025****Cowlitz PUD Board Room and Microsoft Teams**

Present:**COMMISSIONERS**

Dave Quinn, President

Duane Dalglish, Vice President

Bruce Pollock, Secretary

STAFF

Alice Dietz, Communication & Public Relations Manager

Ashley Bottassi, Customer Service Representative

Chris Velat, Director of Power Management

Dan Tuominen, Standards Engineer

Dever Haffner-Ratliffe, Regulatory Affairs Coordinator

Gary Huhta, General Manager

Heather Sorensen, Director of Customer Service & Compliance

Lance Larwick, Director of Engineering

Marisa Heard, Manager of Employee Services

Micah Donaldson, GIS Technician

Monica Petterson, Executive Assistant/Clerk of the Board

Paul Stephenson, GIS Supervisor

Stacie Pederson, Risk Compliance Manager

Tami Ingalls, Purchasing Manager

Tim Kalimanis, Director of Technology

Trent Martin, Director of Accounting/CFO

Richard Hughes, General Counsel

Whitney Seeton, Customer Service Specialist

PUBLICNone

1. CALL TO ORDER

Pursuant to published Notice, Commissioner Quinn called the Regular Board meeting of the Commissioners of Public Utility District No. 1 of Cowlitz County, Washington to order at 2:00 p.m.

2. CHANGES/ADDITIONS TO BOARD AGENDA

There were no changes to the meeting agenda.

3. APPROVAL OF AGENDA

It was moved by Commissioner Dalglish and seconded by Commissioner Pollock to approve the August 12, 2025 Board Agenda.

The motion carried 3 to 0.

4. APPROVAL OF BOARD MINUTES

It was moved by Commissioner Dalglish and seconded by Commissioner Pollock to approve the July 22, 2025 Regular Board Meeting minutes as written.

The motion carried 3 to 0.

5. PUBLIC COMMENT ON AGENDA ITEMS AND OTHER DISTRICT BUSINESS

There was no public comment.

6. MOTION TO RATIFY/APPROVE VOUCHERS/PAYROLL

Approval of Vouchers in the amount of \$9,210,023.39. The Board reviewed expenditures of the District as required by RCW 42.24.180 for which payments were issued between July 24, 2025 and August 7, 2025, under the provisions of Resolution No. 2762.

It was moved by Commissioner Dalglish and seconded by Commissioner Pollock to approve the ratification of the vouchers/payroll.

Heather Sorensen, in her role as Auditor for the District, reported the majority of expenses were for the customary items, as well as maintenance work at Swift No. 2, and a large conservation payment for a boiler fan upgrade for a major industrial customer.

The motion carried 3 to 0.

7. NEW EMPLOYEE INTRODUCTIONS AND EMPLOYEE ACKNOWLEDGEMENT

Heather Sorensen introduced Customer Service Representative Ashley Bottassi, and Customer Service Specialist Whitney Seeton.

Tim Kalimanis acknowledged GIS Technician Micah Donaldson's acceptance into the Navy OTC.

8. GENERAL MANAGER REPORT

BPA Updates: General Manager Gary Huhta reported BPA is releasing their draft Contract High Water Mark numbers this week.

BPA Administrator John Hairston attended a recent PPC meeting and indicated BPA is moving forward with the implementation of Markets+ with an anticipated go live date in October 2027. Developments regarding the Markets+ lawsuit are not expected anytime soon as the Ninth Circuit Court of Appeals is one of the busiest in the nation.

Customer Appreciation BBQ: We held a successful ninth annual customer BBQ last week and had a steady flow of customers in attendance.

Weekend for Warm Neighbor: Tickets for our annual Eat for Heat event are now available for purchase on the PUD's website. The event will take place on Thursday, September 11th, and meal kits can be picked up at the PUD's 12th Avenue location, or at designated locations in Castle Rock and Woodland. This year we are partnering with FISH for assistance in assembling the kits. The following day, Friday, September 12th, is the 2nd Annual Warm Neighbor Golf Tournament. All teams have been filled, and sponsorships are doing well and have already surpassed last year's sponsorships.

Property Insurance Renewal Update: Risk Compliance Manager Stacie Pederson reported things are looking good for this year's renewal, and we are expecting a double digit decrease in premiums. Several factors contributed to this year's favorable rates including the softened property insurance market, our efforts with the Swift No. 2 site visit last summer, staff's efforts in preparing a renewal presentation with information about Cowlitz PUD, and our in person meetings with the insurance carriers. We are looking at a slight increase in our terrorism policy, however the amount should be minimal. Ms. Pederson will present a renewal recommendation at the next Board meeting.

Wildfire Training: The Department of Natural Resources (DNR) provided wildfire training last week to personnel at our Operations Center. The DNR indicated that so far, the 2025 wildfire season has seen less wildfires than previous recent years at this point in the season. However, August, September, and October still pose risks.

PNW Lineman Rodeo: We had a Cowlitz PUD team participate in the Pacific Northwest Lineman Rodeo in late July and they finished in the top 20. The team participants included Devin Wannamaker, Thomas Gustin, and Trent Beavers. Mr. Huhta expressed appreciation for their volunteer time during a weekend.

9. ACTION ITEMS

9.1. Motion to Approve Staff Recommendation No. 16/8/12 – Award of Contract for Auditorium Renovation Project

It was moved by Commissioner Dagleish and seconded by Commissioner Pollock to approve Staff Recommendation No. 16/8/12.

Manager of Employee Services Marisa Heard explained the District will be renovating the former auditorium space to accommodate the growing Power Management Group. The District solicited bids through the advertised bid process for this project, and bids were received from twelve contractors. Of the bids received, Unitus Services of Vancouver, Washington submitted the lowest, responsive bid and was found to meet the criteria of the project. Following a review of references, staff recommend the contract be awarded to Unitus Services for the auditorium renovation project.

The motion carried 3 to 0.

9.2. Motion to Approve Staff Recommendation No. 17/8/12 – Award for Purchase of Distribution Transformers

It was moved by Commissioner Dagleish and seconded by Commissioner Pollock to approve Staff Recommendation No. 17/8/12.

Purchasing Manager Tami Ingalls and Standards Engineer Dan Tuominen explained the District solicited bids through the advertised bid process for the purchase of distribution transformers. Of the ten bids received, General Pacific, with manufacturing by Ermco, was found to be the most responsive and responsible bid. Their proposal met all requirements and offered the most favorable lead times. One bidder submitted a lower bid, however the bid was only for three-phase transformers with notably longer lead times and a shorter warranty. Staff recommend the contract be awarded to General Pacific for the annual supply of approximately 545 single-phase and 24 three-phase distribution transformers. The contract will be for a three year term, with an option to extend for two additional years. By entering into this contract, there is no longer a need for Resolution No. 2786 in which the Board previously declared an emergency existed with regard to an industry-wide distribution transformer shortage. Staff will recommend at separate meeting to rescind that resolution.

The motion carried 3 to 0.

10. COMMISSIONER REPORTS AND UPCOMING EVENTS

Commissioner Dagleish will attend Kelso/Longview chamber events tonight and tomorrow, and a town hall hosted by 3rd Congressional District Representative Marie Gluesenkamp Perez on Thursday.

Commissioner Pollock will participate in an Energy Northwest call tomorrow, and the Woodland Chamber golf tournament on Thursday.

11. EXECUTIVE SESSION

No Executive Session needed.

12. MOTION TO ADJOURN MEETING

It was moved by Commissioner Dagleish and seconded by Commissioner Pollock to adjourn the Regular Board Meeting at 2:44 p.m.

The motion carried 3 to 0.

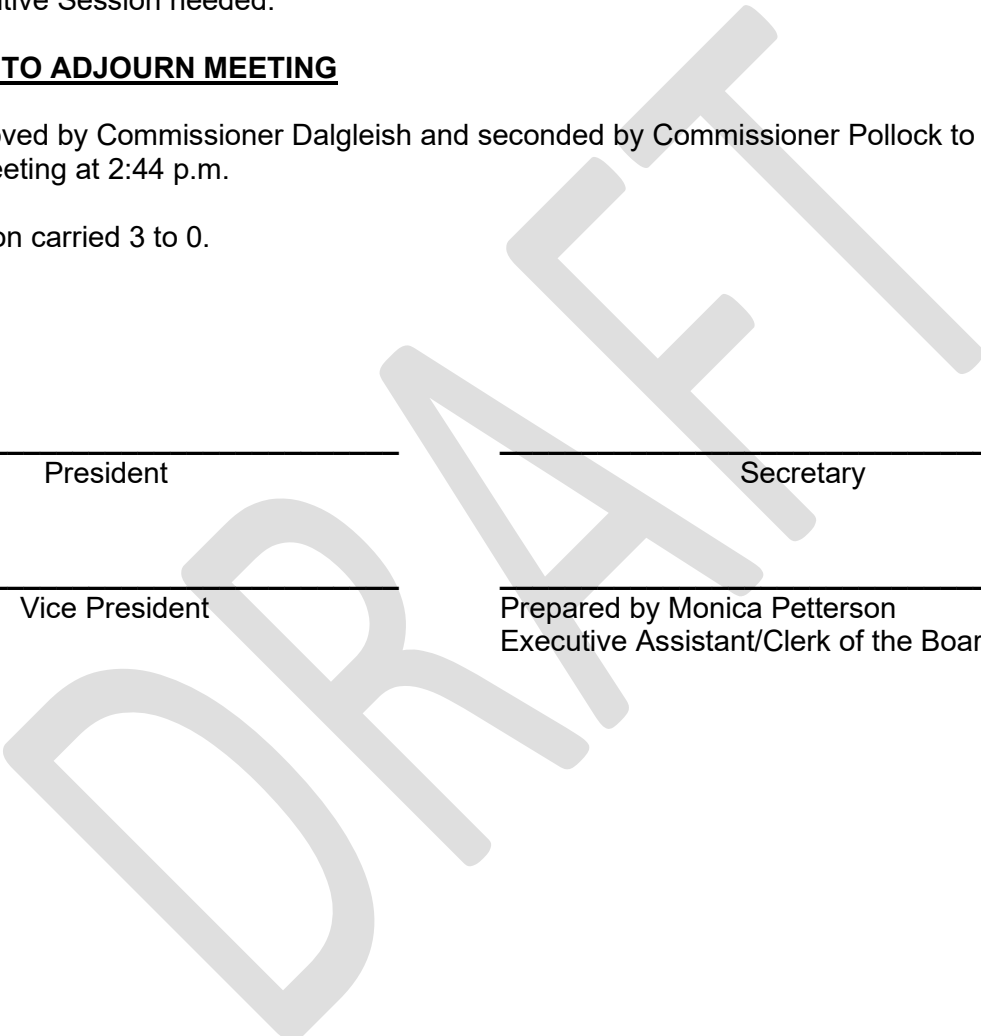
Attest:

President

Secretary

Vice President

Prepared by Monica Petterson
Executive Assistant/Clerk of the Board



Date: August 21, 2025

Staff Recommendation No. 18/8/26

To: Board of Commissioners
General Manager, Gary Huhta

From: Stacie Pederson

Subject: **2025 Property Insurance Renewal Recommendation**

The District's property insurance policy is due for renewal, effective August 30, 2025. This policy covers the District's property and equipment from loss or damage and acts of terrorism.

Market Conditions

The property insurance market is seeing an average 9% decrease in premium for commercial lines which is driven by increased insurer competition and decreasing reinsurance costs. The District continues to be in a good position with our favorable loss history and the lower potential for natural disasters in our region.

Renewal Summary

This year we started the appraisal cycle over with an onsite appraisal of half of the District's facilities. Next year the other half of our facilities will receive an onsite visit, followed by three years of desktop appraisals. As with recent years, we continue to see increased values. Our 2025 appraisal process resulted in an increased value of 8.1%. This was mostly attributed to an increase in Swift machinery replacement values. The 2025 total insured value (TIV) of District property was calculated at \$633,362,000.

Kicking off the renewal process, District staff attended face to face meetings with insurance underwriters from domestic and foreign markets, promoting the financial and operational stability of Cowlitz PUD.

Property

The District's property insurance program brings a balance of insurers from domestic and foreign markets. Quotes received from the markets based in London and Bermuda were incredibly competitive. The US-based quotes were not as competitive, however still quite favorable. There is value in keeping a diverse program. The table below identifies participants of the proposed program for this renewal:

CARRIER	PARTICIPATION %	MARKET
AEGIS	10%	Domestic
Munich Re	9%	Domestic
Swiss Re	7%	Domestic
Starr	12%	Domestic
Argenta, Aegis Syn, Travelers, SCOR, Convex, Helvetia, RMSO, TMHCC, QBE	40%	Foreign
Zurich, Hartford, Inigo, CNA Hardy, Liberty, Lancashire, Volt, Aspen	22%	Foreign

I am pleased to report our renewal this year resulted in a premium decrease of 18% from last year's premium. Staff's engagement with the carriers, willingness to answer questions, consideration of carrier engineering recommendations, and clean loss history have contributed to making Cowlitz PUD's account desirable for property insurers.

As a follow-up to our concern regarding our current level of earth movement coverage at \$150M, our broker performed an earthquake risk analysis and determined that we are covered for a 10,000-year event. The industry average is carrying coverage for a 1,000-year event. We are comfortable with our current level of coverage as we feel it provides adequate coverage for the District's largest assets.

Terrorism

The Sabotage, Terrorism and Malicious Attack policies continue to provide the best overall coverage. Talbot, the District's current carrier, offered a premium decrease of 22% with the same as expiring coverage.

	POLICY	LIMIT	DEDUCTIBLE	PREMIUM
2023	Sabotage & Terrorism	\$100M	\$10,000	\$15,000
	Malicious Attack	\$1M	\$10,000	\$66,000
2024	Sabotage & Terrorism	\$100M	\$10,000	\$15,000
	Malicious Attack	\$1M	\$10,000	\$57,255
2025	Sabotage & Terrorism	\$100M	\$10,000	\$13,500
	Malicious Attack	\$1M	\$10,000	\$42,500

Totals

The table below details the historic premium-only costs of the District's property insurance program, including the standalone sabotage, terrorism and malicious attack policies.

Period	Total Insurable Values (TIV)	Premium Costs	Composite Rate
2021-2022	\$388,560,000	\$1,242,327	3.197
2022-2023	\$482,666,000	\$1,435,492	2.974
2023-2024	\$572,216,000	\$1,829,910	3.197
2024-2025	\$585,932,161	\$1,875,372	3.201
2025-2026	\$633,362,000	\$1,653,407	2.611

This year's renewal was extremely successful due to the District's business practices, loss history and secure financials combined with staff's one on one meetings with underwriters and the benefit of the working relationships that have been built over the years with Propel and NFP acting as the District's brokers. It is my recommendation the District renews its property program at the quoted "not to exceed" premium of \$1,740,055, including taxes and fees.


 Stacie Pederson
 Risk Compliance Manager



P.U.D. NO. 1 OF COWLITZ COUNTY

25/26 Property Insurance Proposal

Box 3007
Longview, WA 98632

8.30.2025 to 8.30.2026

Find your momentum

Public Utility District No. 1 of Cowlitz County
921 12th Avenue
Longview, WA 98632

Property Insurance Proposal

Policy Period: 8/30/25 to 8/30/26

Total Insured Value: \$633,362,000

Item of Insurance: Program Limits:

Per Occurrence Limit of Insurance \$385,000,000

Sub-limits of Insurance: *

Extra Expense: \$ 5,000,000

Newly Acquired Property: \$ 25,000,000

Property in the Course of Construction: \$ 25,000,000

Personal Property Temporarily off Premises: \$ 10,000,000

Valuable Papers, Electronic Media, and Records: \$ 5,000,000

Accounts Receivable: \$ 10,000,000

Debris Removal, up to 25% of covered loss
subject to a maximum of: \$ 25,000,000

*Sub-limits are part of and not in addition to program Limit of liability

Sub-Limits of Insurance:

Fire Department Charges:	\$ 2,000,000
Expediting Costs:	\$ 5,000,000
Errors & Omissions:	\$ 10,000,000
Property in Transit:	\$ 15,000,000
Demolition and Increased Cost of Construction:	\$ 25,000,000
Unnamed Locations:	\$ 10,000,000
Impounded Water (limited to a maximum indemnity period of 30 days).	
Fine Arts:	\$ 5,000,000
Rental transformers and Spare Equipment:	\$ 10,000,000
Pair and Set:	\$ 10,000,000
Recovery of Salvage:	\$ 5,000,000
Claims Preparation Costs:	\$ 500,000
Electronic Data Processing Media Valuation:	\$ 5,000,000
Terrorism (stand-alone policies)	\$ 100,000,000
Contaminants and Pollutants:	\$ 5,000,000
Contingent Extra Expense:	\$ 5,000,000
Docks, Piers, and Wharves:	\$ 100,000

The following Policy Sub-limits apply to loss or damage in any one OCCURRENCE and in the AGGREGATE for all losses during each POLICY year:

Earth Movement: (this sublimit applies to the Insured locations)	\$150,000,000
Flood:	\$250,000,000
Earth Movement in a High Hazard Earth Movement Zone: (Zone 1)	EXCLUDED
Flood in a High Hazard Flood Zone:	\$ 30,000,000

Additional Coverage:

Margin Clause	5%
Valuation	Replacement Cost without Depreciation
Boiler & Machinery Perils	Included
Cancellation	90 Days
Data Distortion/Corruption	Resultant Damage Covered
Employee Property	Included
Faulty Design, Latent Defect, Wear & Tear, Corrosion, Erosion, Deterioration, Faulty Workmanship etc.	Excluded, Resultant Damage Covered
Improvements & Betterments	Included
Railcar & Contents on Premises	Included
Sue & Labor (Protection of Property)	Included
Underground Property	Included if Values Reported

Jurisdictional Boiler Inspections

ARISE

Deductible:

Overall deductible:

\$ 250,000 From each OCCURRENCE, except

For losses caused by EARTH MOVEMENT, the deductible for each occurrence shall be the greater of **\$ 250,000; or 2 %** of the total value or values at the time of loss, as defined in the Valuation paragraph of this POLICY, of the real and personal property located at the INSURED LOCATION or INSURED LOCATIONS affected by the EARTH MOVEMENT whether or not all such property was lost or damaged by the EARTH MOVEMENT;

For losses caused by EARTH MOVEMENT in Zone 1, the deductible for each occurrence shall be the greater of **\$250,000; or 5%** of the total value or values at the time of loss, as defined in the Valuation paragraph of the POLICY, of the real and personal property located at the INSURED LOCATION or INSURED LOCATIONS affected by the EARTH MOVEMENT in Zone 1 whether or not all such property was lost or damaged by the EARTH MOVEMENT in Zone 1;

For losses caused by FLOOD to locations in a HIGH HAZARD FLOOD ZONE, the deductible for each occurrence shall be the greater of **\$ 250,000** for Non-Power Generating Locations and **\$1,000,000** for Power Generating Locations; or **2.5 %** of the total value or values at the time of loss, as defined in the Valuation paragraph of this POLICY, of the real and personal property located at the INSURED LOCATION or INSURED LOCATIONS affected by the FLOOD whether or not all such property was lost or damaged by the FLOOD. All subject to a maximum of **\$5,000,000**;

For losses caused by TERRORISM, the deductible for each occurrence shall be 1 % of the total value or values at the time of loss, as defined in the Valuation paragraph of this POLICY, of the real and personal property located at the INSURED LOCATION or INSURED LOCATIONS affected by the TERRORISM whether or not all such property was lost or damaged by the TERRORISM. All subject to a maximum of \$5,000,000;

\$250,000 for non-transmission and non-generation locations

\$10,000 for Electronic Data Processing Equipment (EDP)

Participation:

Carrier	Participation %	Limit	Premium
AEGIS	10	\$38,500,000	\$ 196,500.00
Munich Re	9	\$34,650,000	\$ 158,439.00
Swiss Re	7	\$26,950,000	\$ 112,624.00
Starr	12	\$46,200,000	\$ 165,000.00
London Placements*	62	\$84,854,000	\$ 964,844.00

*Argenta, Aegis, Travelers, SCOR, Convex, Helvetia, RSO, TMHCC, QBE, Zurich, Hartford, Inigo, CNA, Hardy, Liberty, Lancashire, Volt & Aspen

Malicious Attack, Sabotage & Terrorism \$ 56,000.00

Premium:

Annual Cost Before Taxes/Fees	
Including terrorism coverage	\$1,653,407.00
Taxes/Surplus lines fees	\$ 35,438.00
Engineering Fee – Eligible for Reimbursement from carriers	\$ 9,850.00
ARISE Fee Due from Insured	\$ 1,210.00
Local Broker Fee	\$ 50,000.00
Total Cost	<u>\$ 1,740,055.00</u>

POINTS FOR DISCUSSION

<u>2024-2025</u>		<u>2025-2026</u>
\$ 585,932,161	TIV (total insurable value) Per Statement of Values	\$ 633,362,000
\$ 385,000,000	Loss Limit Per Occurrence	\$ 385,000,000
<u>\$ 1,964,202.59</u>	Total Cost of Property Insurance	<u>\$1,740,055.00</u>

1. Reminder that we need to advise underwriters of new sites and values as soon as practical. Newly acquired property is automatically covered up to 90 Days (subject to expiration date) and maximum aggregate limit is \$25,000,000.
2. Extra Expense insurance has a sub-limit of \$10,000,000 in any one occurrence. This is another area of catastrophe planning. Extra Expense worksheets need to be provided to the underwriter to get a quote for a higher sub-limit.
3. Replacement Power Coverage is available.
4. Flood Zone Retentions: \$700,000 Hydro/Power Generating locations, \$250,000 for non-generating locations
5. AEGIS and other companies used are non-admitted insurance companies in Washington and therefore not included in the insolvency fund program.
6. ARISE policy will be an extension of the 2018-2019 policy, issued via endorsement as there are no jurisdictional objects due for inspection during the next contract period.



DATE: August 26, 2025 **Staff Recommendation No. 19/8/26**
TO: Board of Commissioners
Gary Huhta, General Manager
FROM: Chris Velat, Director of Power Management
SUBJECT: Westlake US 2, LLC Electric Service Agreement Renewal

As you may be aware, the District's Electric Service Agreement (ESA) with Westlake US 2, LLC ("Customer"), the District's only New Large Single Load (NLSL) customer, expires on 9/30/2025. As an NLSL Customer, the applicable District Tariff for service to this load is our Schedule 62 Tariff and the customer is not eligible to purchase BPA priority firm power.

District staff has been in contact with the Customer, and the Customer has requested to extend the existing ESA, for a 1-year term coinciding with BPA Fiscal Year 2026. The agreement requires the customer to pay the District the Schedule 62 tariff rate to recover the District's cost of service, as well as a pass through of market-based power price and associated transmission costs. Additionally, the agreement contains provisions for a Demand Response program, which can be implemented through mutual agreement between the Customer and the District.

I recommend the Board authorize the General Manager to enter into a new ESA with Westlake US 2, LLC, which is substantially consistent with the existing ESA, for a 1-year period commencing on October 1st of 2025. The District's Risk Management Committee reviewed the details of this proposal and concurs with this recommendation. Further, I recommend the District offer this contract to Westlake US 2, LLC, as soon as possible, in order to have it fully executed by both parties prior to 9/30/2025, which is the date the current contract expires.


A handwritten signature in black ink, appearing to read "Chris Velat", written in a cursive style.

Chris Velat
Director of Power Management

Cowlitz PUD


Westlake US 2 LLC FY2026 Contract

August 26, 2025




Westlake US 2 LLC (formerly Eagle US 2, LLC) ELECTRIC SERVICE

- Westlake Electric Service Agreement (1-year term).
- District is expected to have adequate surplus power to serve load.
- Power is being sold to the customer at a fair market rate for firm physical power.
- Transmission costs and losses are passed through to the customer.
- Rate Schedule 62 (open access tariff) covers District overhead and renewable cost.
- Contract contains provisions for carbon cost recovery if necessary.
- Contract has provisions for Demand Response upon mutual agreement.




Westlake US 2 LLC ELECTRIC SERVICE AGREEMENT

- District Risk Management Committee approved.
- Provides benefits to customer and affords the District fair market value for its surplus power.
- Recommend the Board approve and authorize General Manager to execute the contract.



Questions?



1. Power Management

1.1 District Load Summary (TRL)

1.1.1 Non-Industrial Load

1.1.2 Major Industrial Load

1.2 Heating Degree Days

1.3 Precipitation & Temperature

1.4 Runoff Forecast

1.5 Historical Jan – Jul Runoff at The Dalles Dam

1.6 Resource Performance

1.6.1 BPA Power

1.6.2 Swift No.2

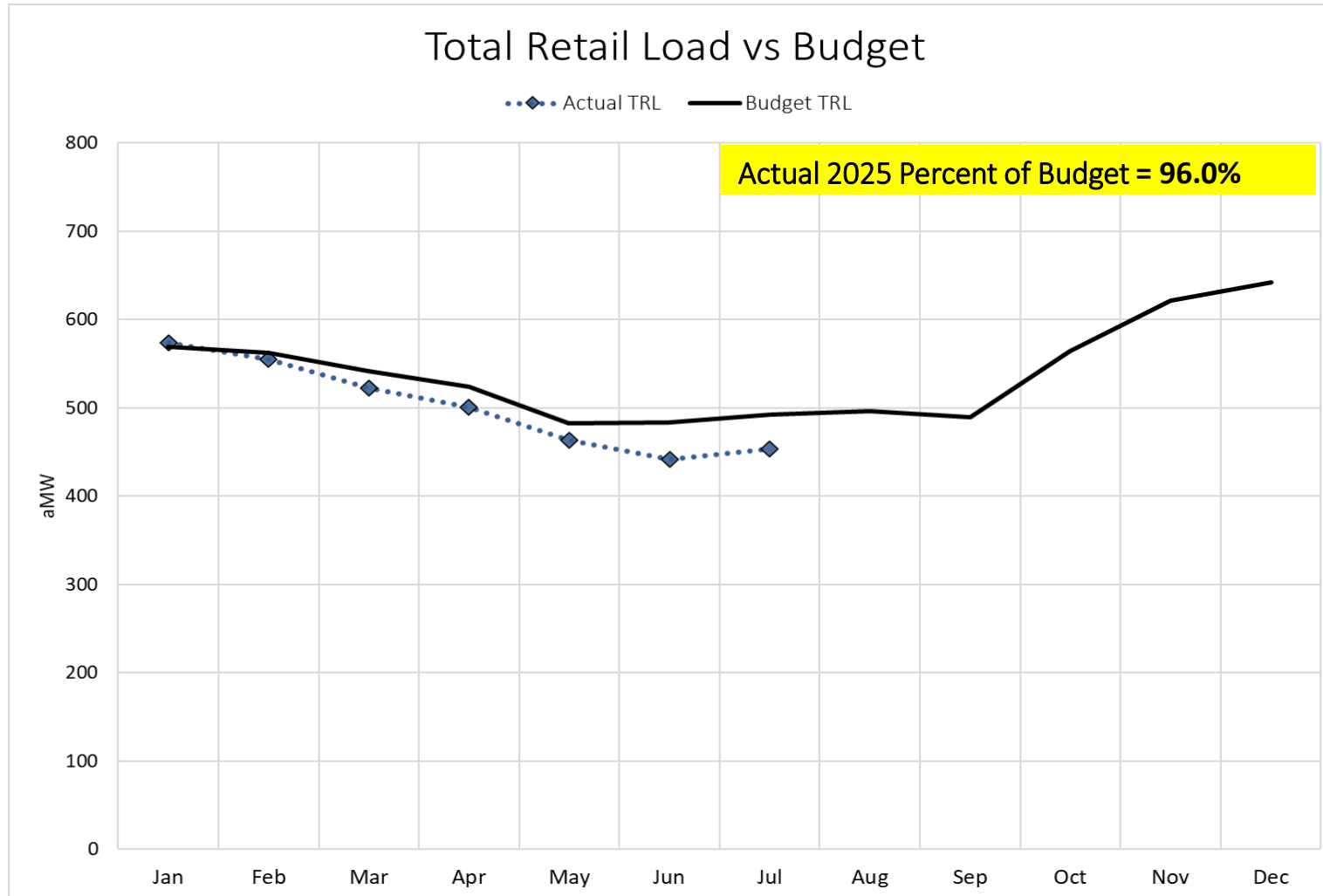
1.6.3 Wind (White Creek and Harvest Wind)

1.7 Wholesale Market Prices (Power & Natural Gas)

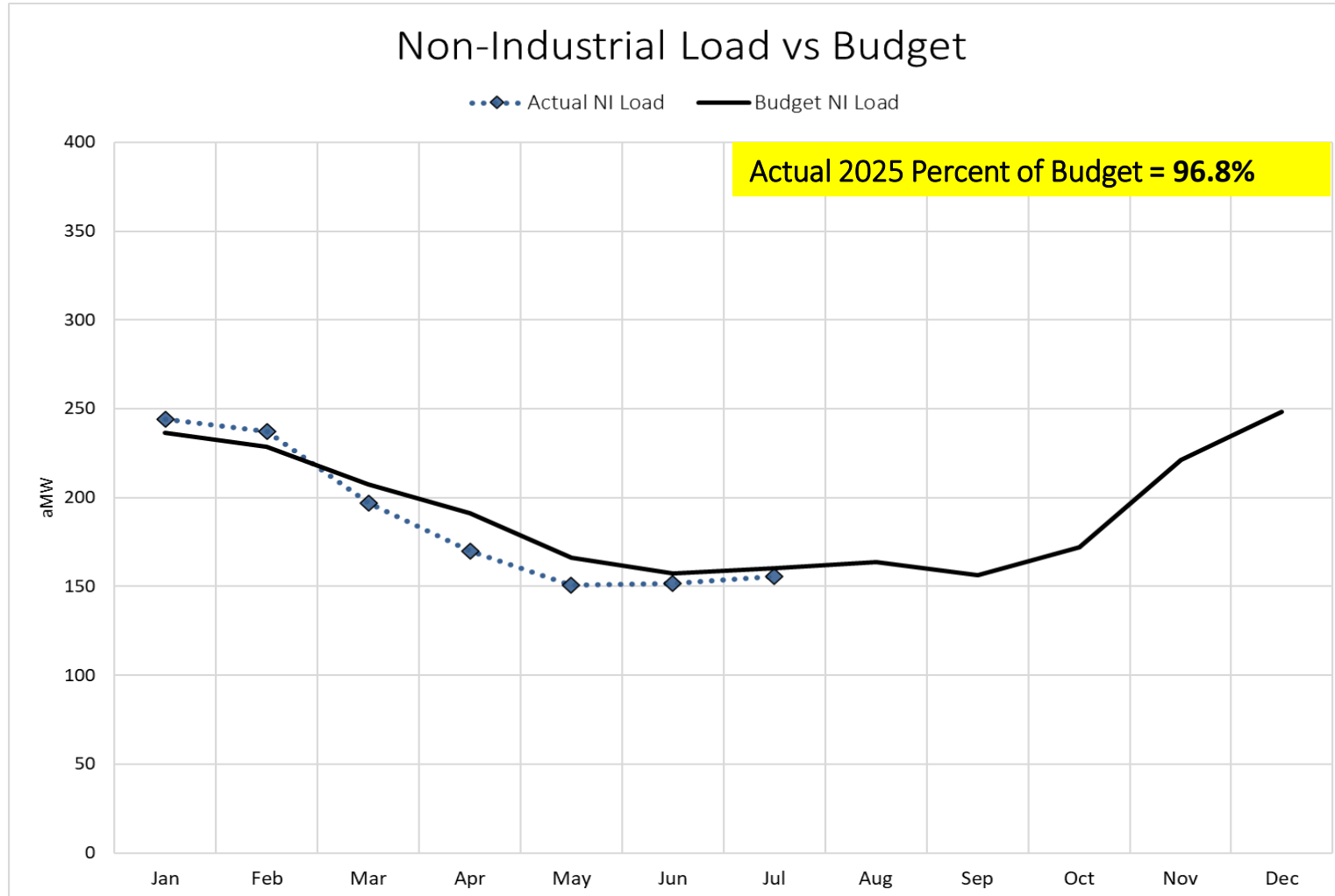
1.8 Net Secondary Sales Revenue

1.9 Net Power Cost – Non-Schedule 50

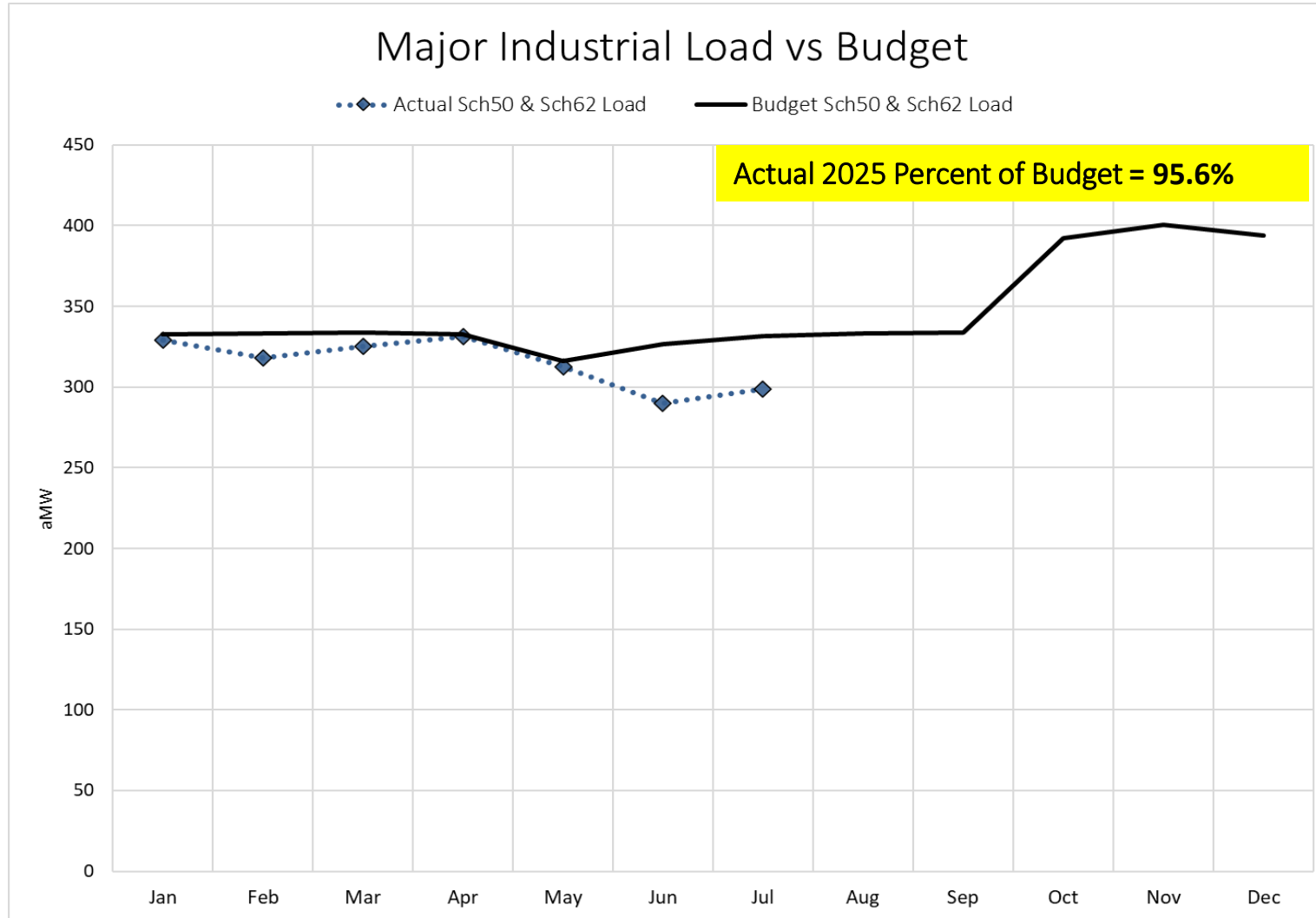
1.1 District Load Summary (Total Retail Load)



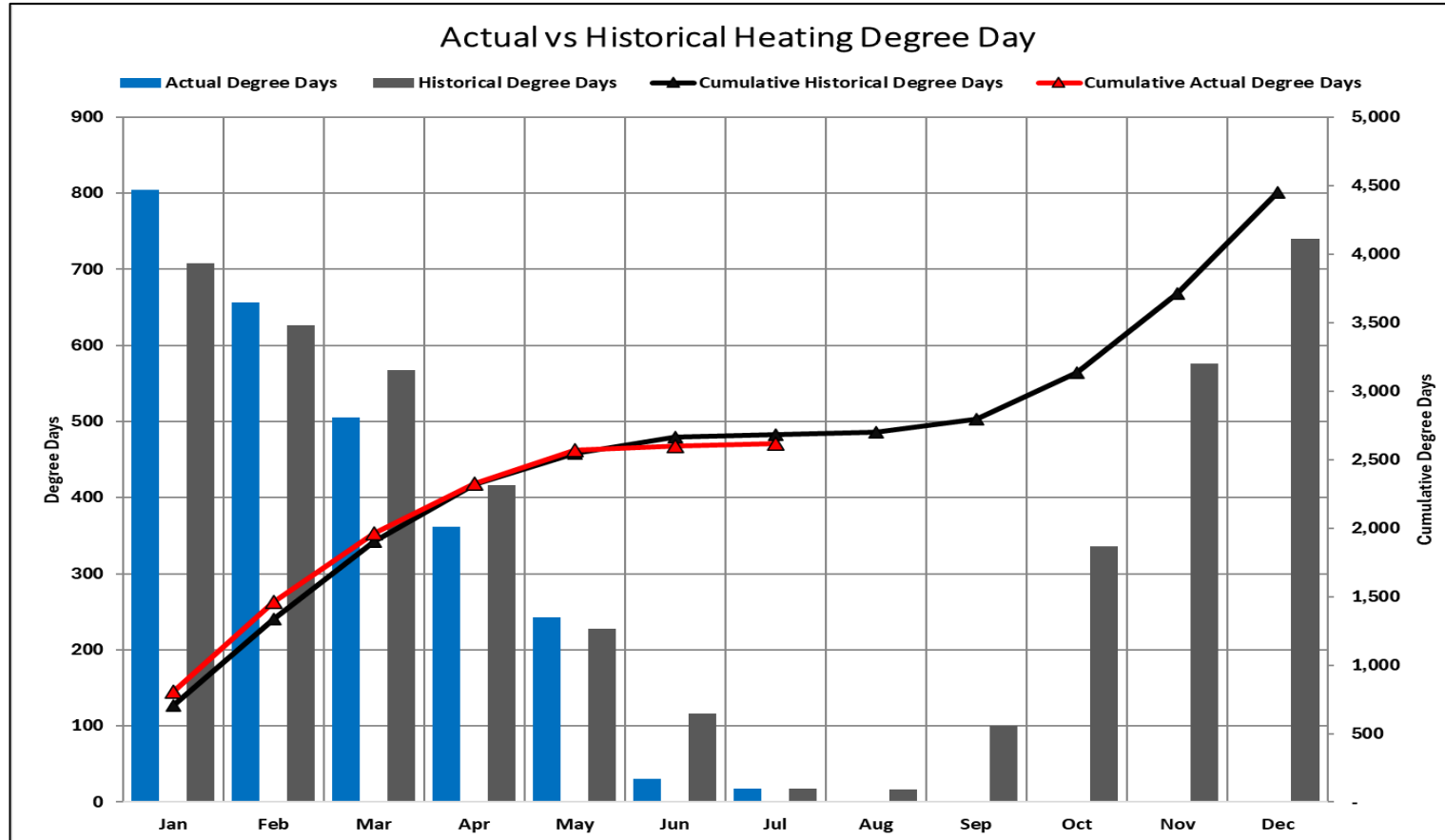
1.1.1 Non-Industrial Load Summary



1.1.2 Major Industrial Load Summary

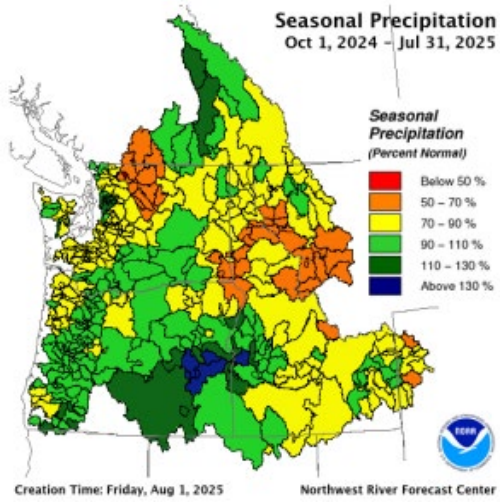


1.2 Heating Degree Days

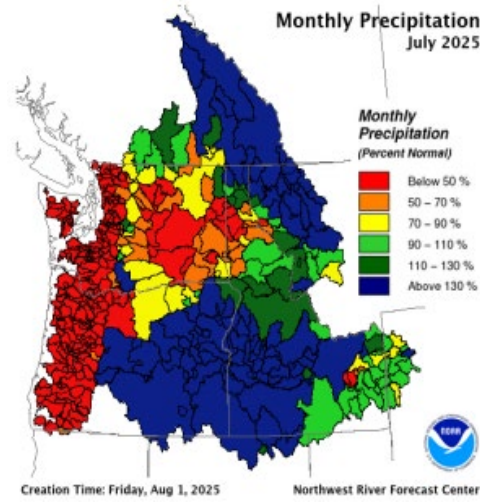


Temperatures in July were average, finishing at 100% of the historical average Heating Degree Days (HDD) for the month. The HDD year-to-date is currently 98% of average; a 1% increase from the previous month's report.

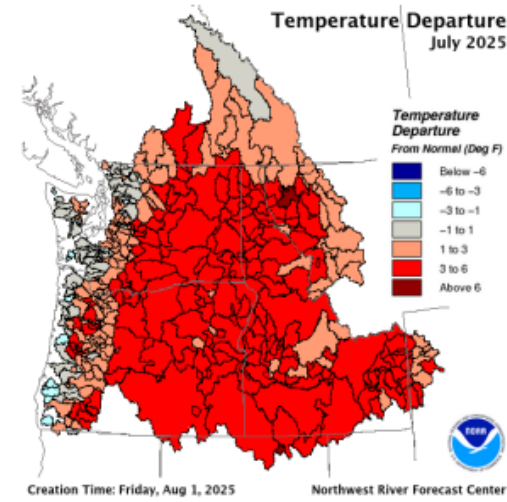
1.3 Precipitation & Temperature



The seasonal precipitation through July has improved for numerous areas within the PNW. Mostly notably the Snake and upper B.C. area.

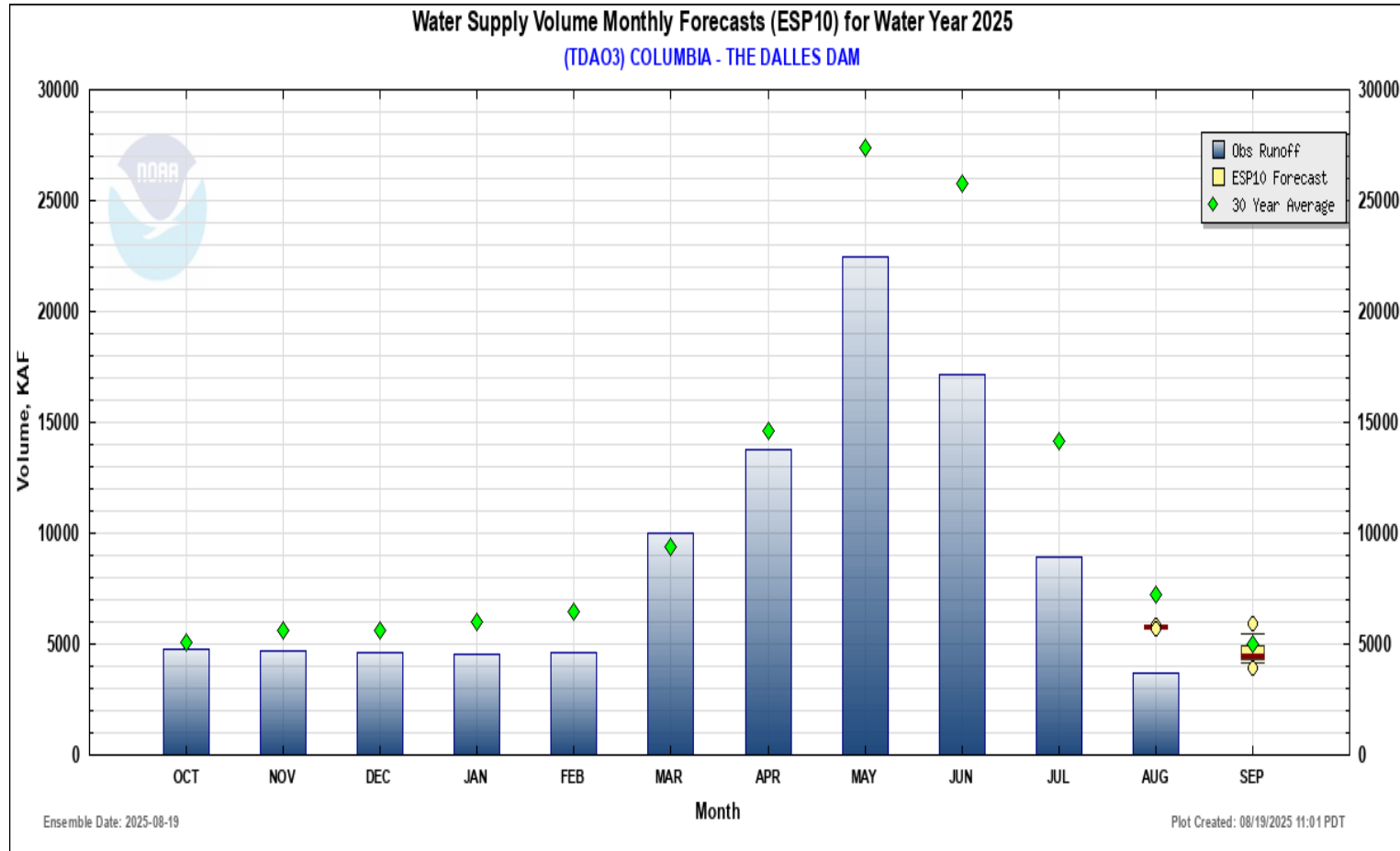


Precipitation for the month of July was mixed for the PNW region. Area's west of the Cascades witnessed below average precipitation. And as noted previously the Snake and upper B.C. area experienced a significant increase in precipitation.



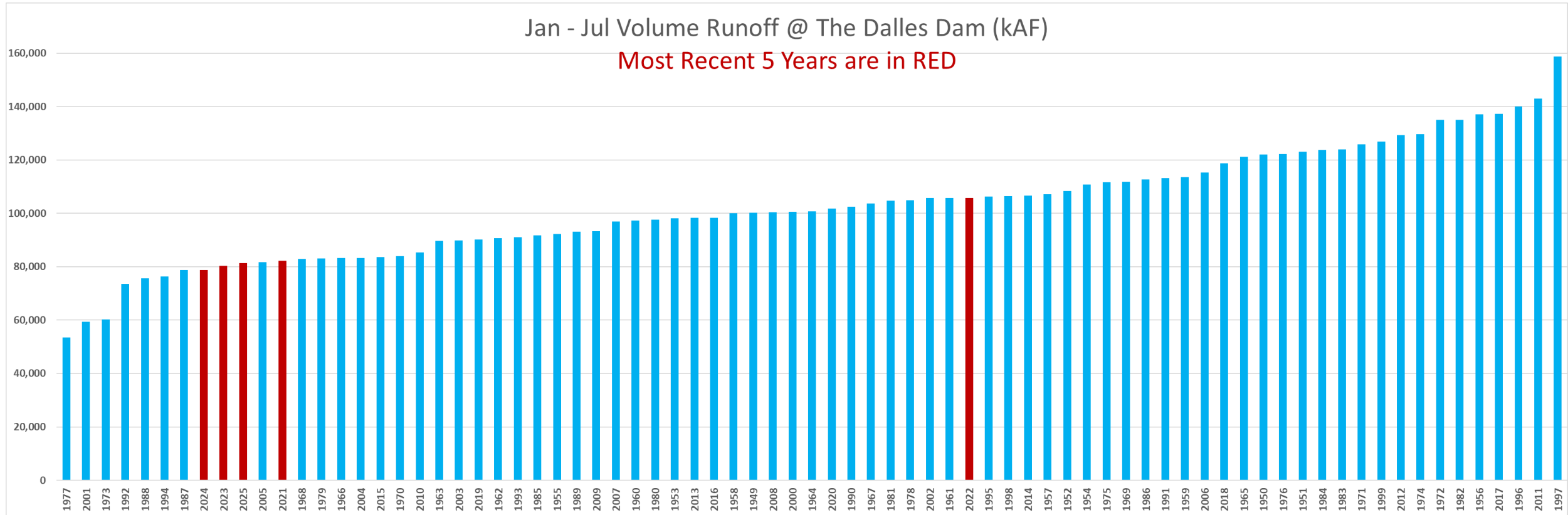
During the month of July most of the PNW experienced above average temperatures. Please note that the majority of the larger load centers experienced average temperatures.

1.4 Runoff Forecast



July's water supply finished at 63% of average. August is forecasted to finish at 79% of average. The Water Supply Forecast at the Dalles for Oct-Sep is forecasted to be 80%.

1.5 Historical Jan – Jul Runoff at The Dalles Dam



The most recent 5 years of actual January – July runoff at the Dalles Dam is highlighted in red.

1.6 Resource Performance

BPA Federal System Power



Annual Resource Projections vs Budget

The BPA Federal System is anticipated to produce 94% of the budgeted expected generation. Up 1% from the previous report.

Swift No. 2



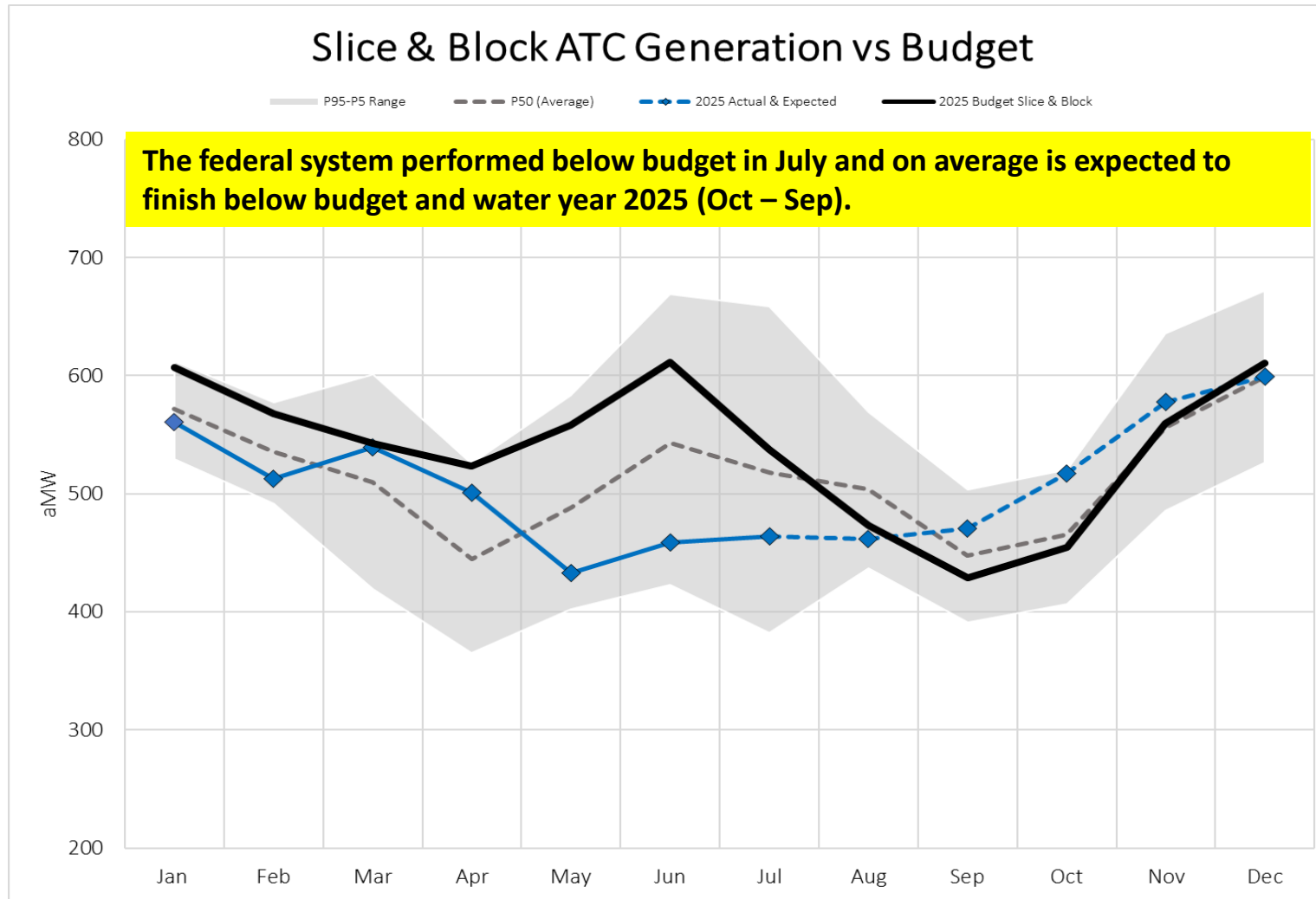
Swift No. 2 is currently anticipated to produce 87% of the budgeted expected ATC generation in 2025. Down 1% from the previous report.

Harvest & White Creek Wind

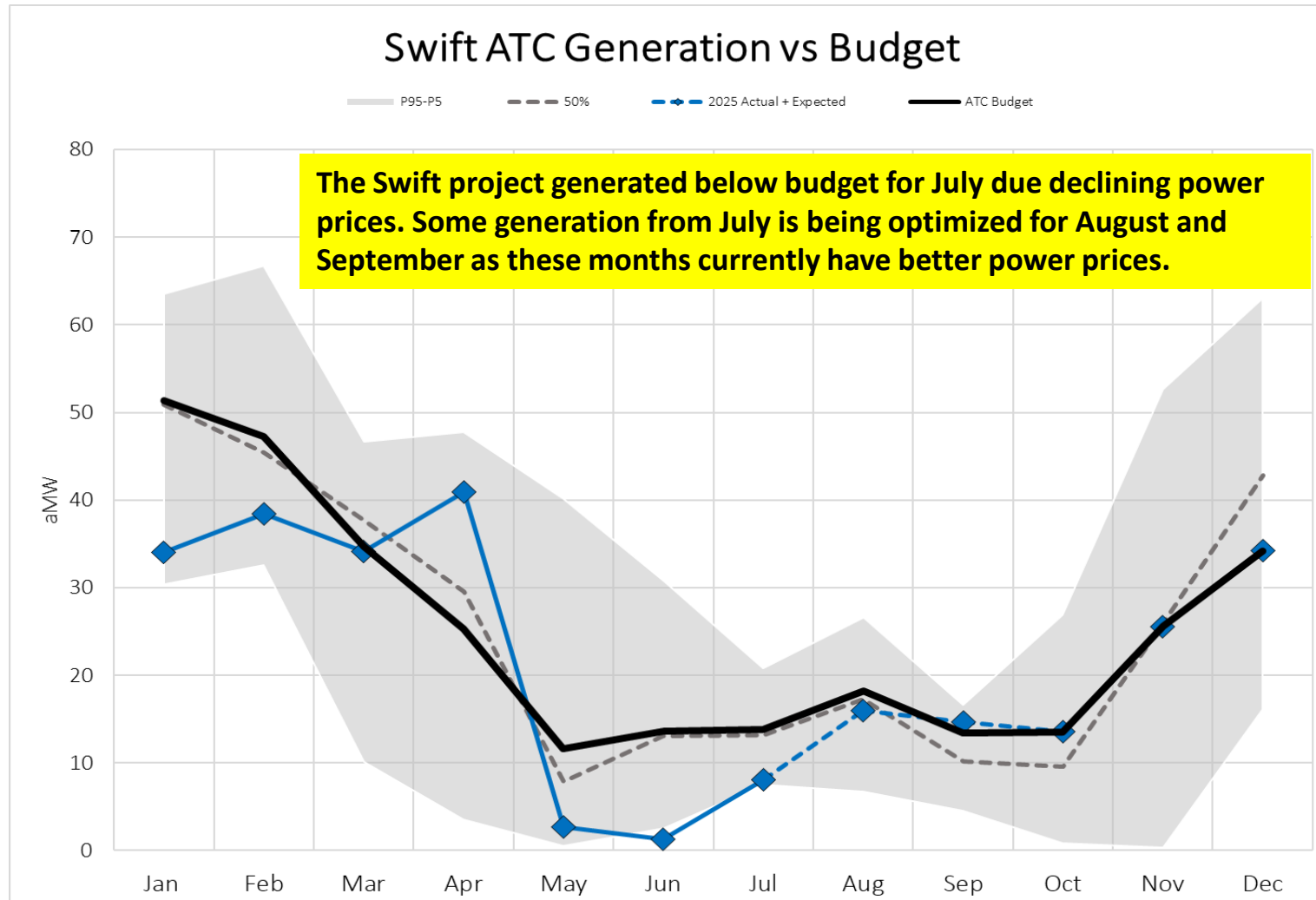


HW & WCW are anticipated to produce 109% of the budgeted expected generation in 2025. This percentage is largely attributed to the new Harvest Wind allocation.

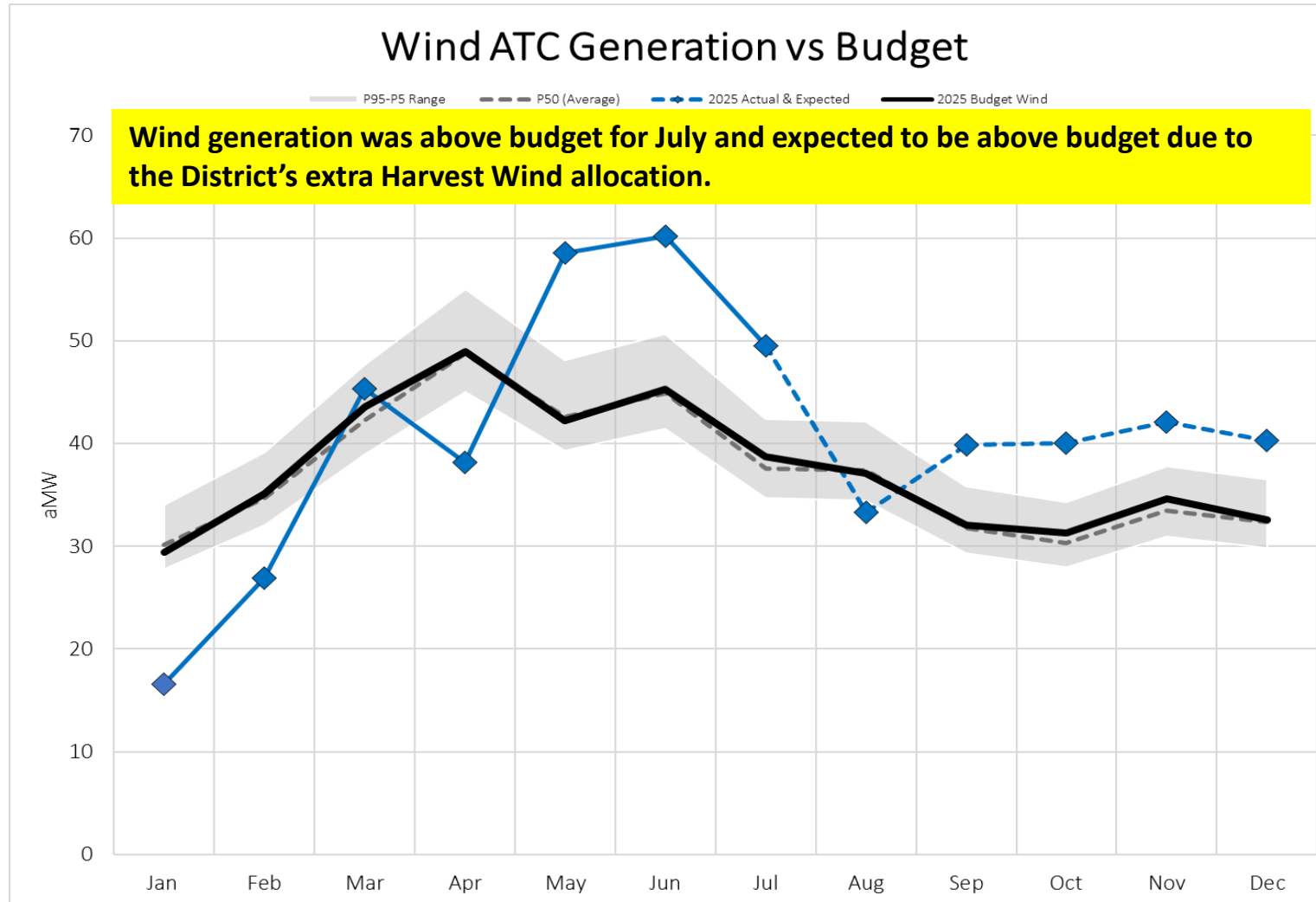
1.6.1 BPA Power



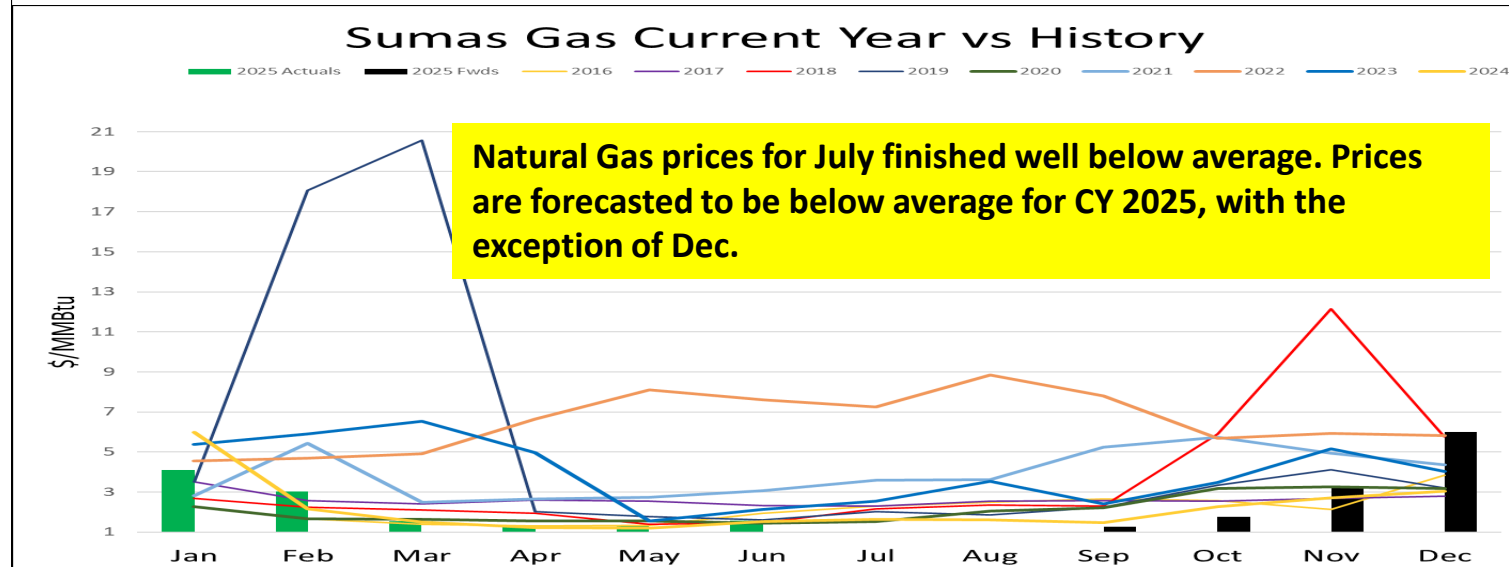
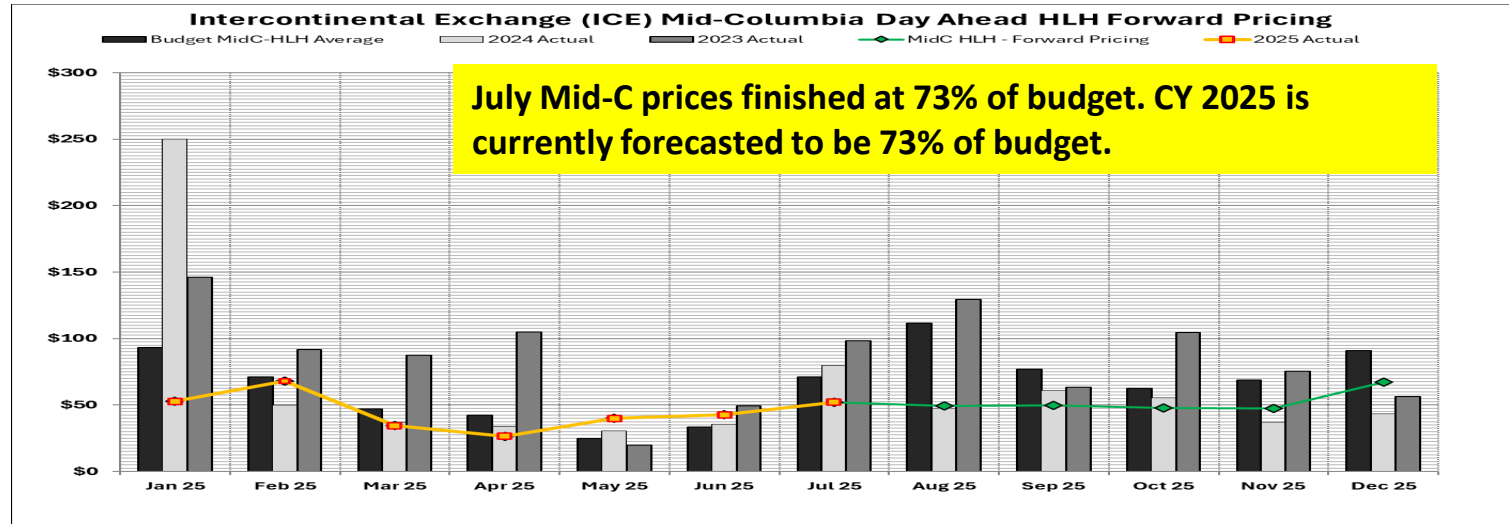
1.6.2 Swift No. 2 Generation



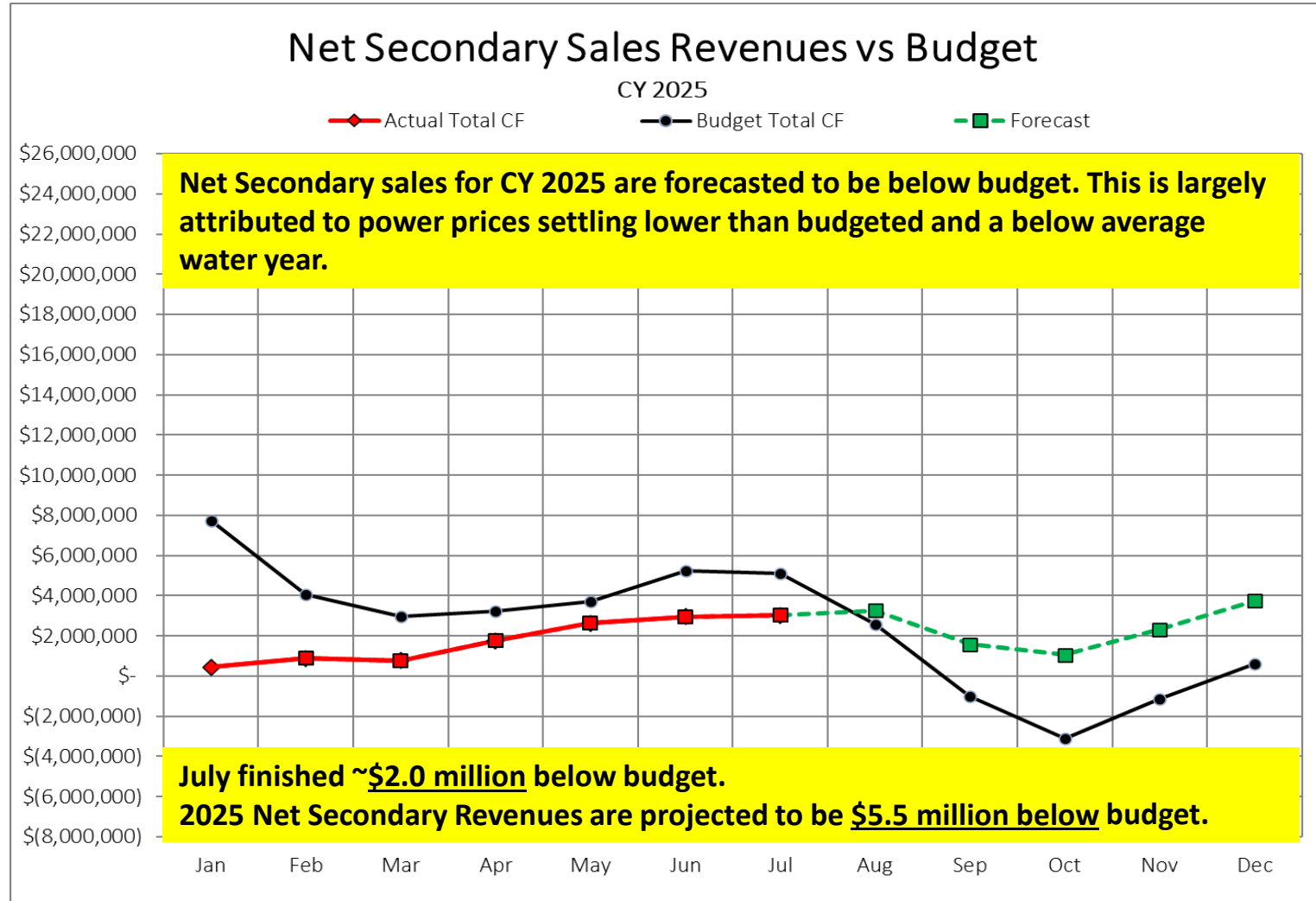
1.6.3 Wind (WC & HW)



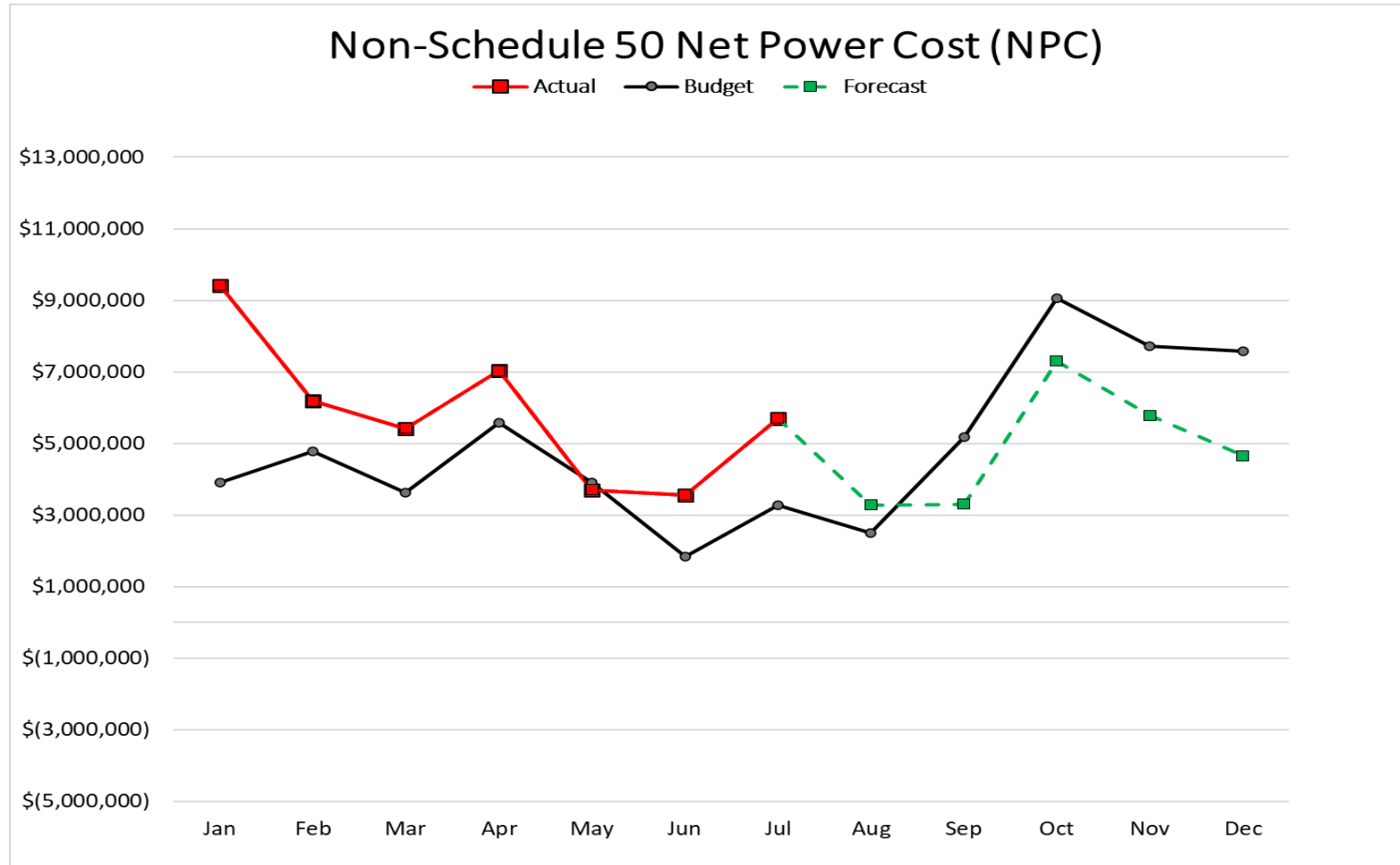
1.7 Wholesale Power Market Prices



1.8 Net Secondary Sales Revenue



1.9 Net Power Cost – Non-Schedule 50



**July's actual Non-Sch50 NPC was \$2.4 million above budget.
Annual Non-Schedule 50 NPC is projected to be \$6.4 million above budget,
reflecting an annual Non-Schedule 50 NPC of ~ \$65.3 million.**

2. Accounting and Finance

2.1 Year-to-Date Operating Results

2.2 Year-to-Date Retail Revenue

2.3 Proforma Year-End Income Statement

2.4 Year-End Cash Projection

2.5 Electric System Debt Service

2.6 Production System Debt Service

2.1 - Year-to-Date Operating Results

	Year-to-Date July 2025			
	Actual	Budget	Var \$	Var %
Revenues	\$ 165,098,442	\$ 150,085,136	\$ 15,013,306	10.00%
Expenses	154,004,744	136,455,899	17,548,845	12.86%
Margin	\$ 11,093,698	\$ 13,629,238	\$ (2,535,540)	
Prior Year	\$ 10,176,180			

Actual revenues reduced by CIAC - \$2,597,334

Actual expenses reduced by Harvest Wind distributions - \$1,177,500

Behind budget due to net power supply costs.

2.2 - Year-to-Date Retail Revenue

Year-to-Date July 2025	Actual	Budget	Var \$	Var %
Non-Major Industrial	\$ 79,865,690	\$ 75,113,540	\$ 4,752,150	6.33%
Major Industrial	80,171,255	71,763,263	8,407,992	11.72%
Total Retail Revenue	160,036,945	146,876,803	13,160,142	8.96%
Other Operating Revenue	5,061,497	3,208,333	1,853,164	57.76%
Total Revenues	\$ 165,098,442	\$ 150,085,136	\$ 15,013,306	10.00%

Non-MI revenue impacted by October 2024 rate increase and billed loads. MI revenue impacted by actual costs and loads (pass-through power cost contracts). Other is due largely to higher investment earnings.

2.3 - Proforma Year-End Income Statement

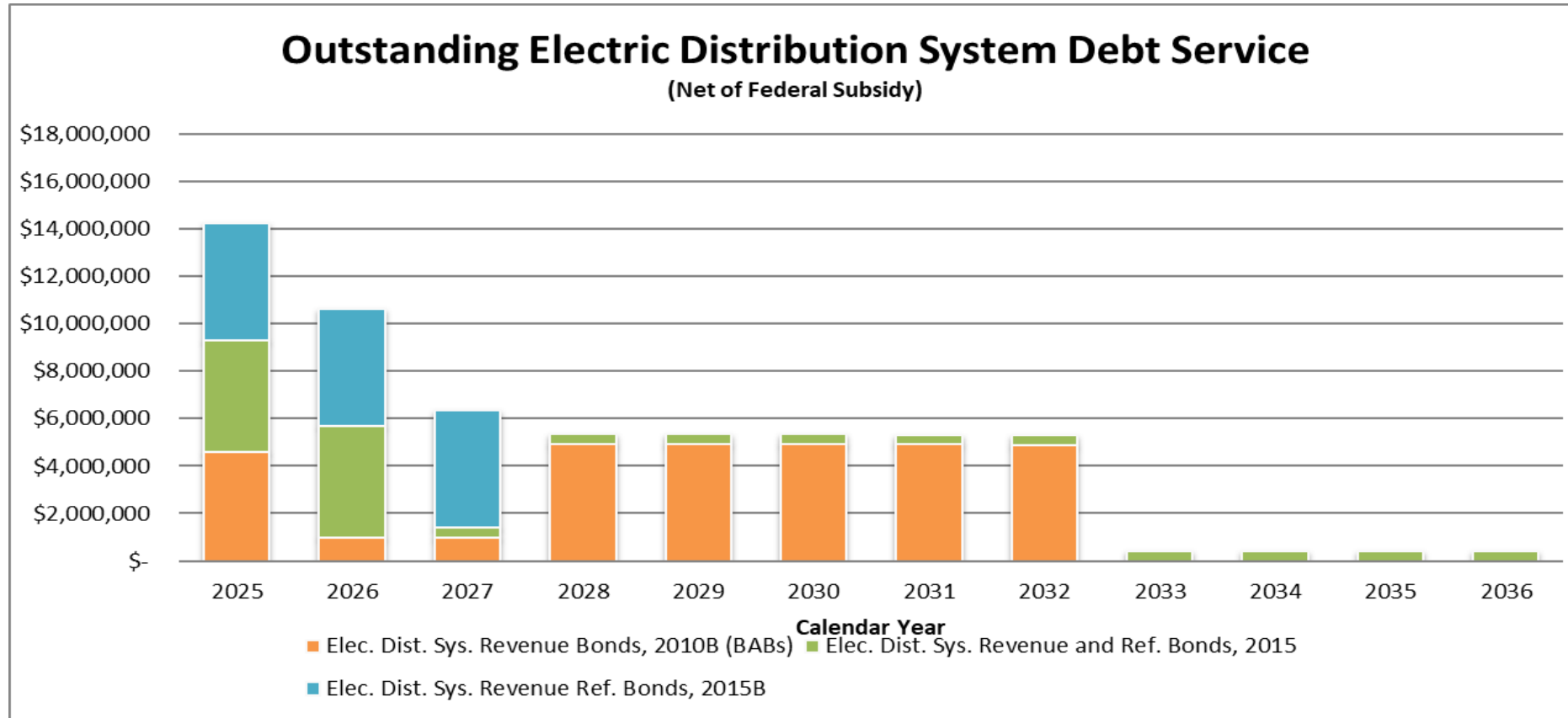
	YTD Actual	Projected	Budget	Var \$	Var %	
Revenues						
Non-MI	\$ 79,865,690	\$ 134,997,347	\$ 128,822,465	\$ 6,174,882	4.79%	October 2024 Rate Increase & Loads Loads and Actual Costs
Major Industrial	80,171,255	136,814,834	146,652,648	(9,837,814)	-6.71%	
Other	5,061,497	7,353,164	5,500,000	1,853,164	33.69%	
	<u>165,098,442</u>	<u>279,165,344</u>	<u>280,975,113</u>	<u>(1,809,768)</u>	-0.64%	
Expenses						
Power Supply	111,407,652	190,878,267	197,064,258	(6,185,991)	-3.14%	Low Generation & Soft Prices
Other Operating	25,205,470	43,876,271	43,876,271	-	0.00%	
Taxes	9,233,388	16,639,694	15,906,821	732,873	4.61%	
Depreciation	6,933,108	12,558,108	13,500,000	(941,892)	-6.98%	
Interest	1,225,126	2,209,406	2,362,271	(152,865)	-6.47%	
	<u>154,004,744</u>	<u>266,161,746</u>	<u>272,709,622</u>	<u>(6,547,876)</u>	-2.40%	
Margin	<u>\$ 11,093,698</u>	<u>\$ 13,003,599</u>	<u>\$ 8,265,491</u>	<u>\$ 4,738,108</u>	57.32%	

Projected results are heavily impacted by current forward market prices and anticipated volumes.

2.4 - Year-End Cash Projection - Electric System

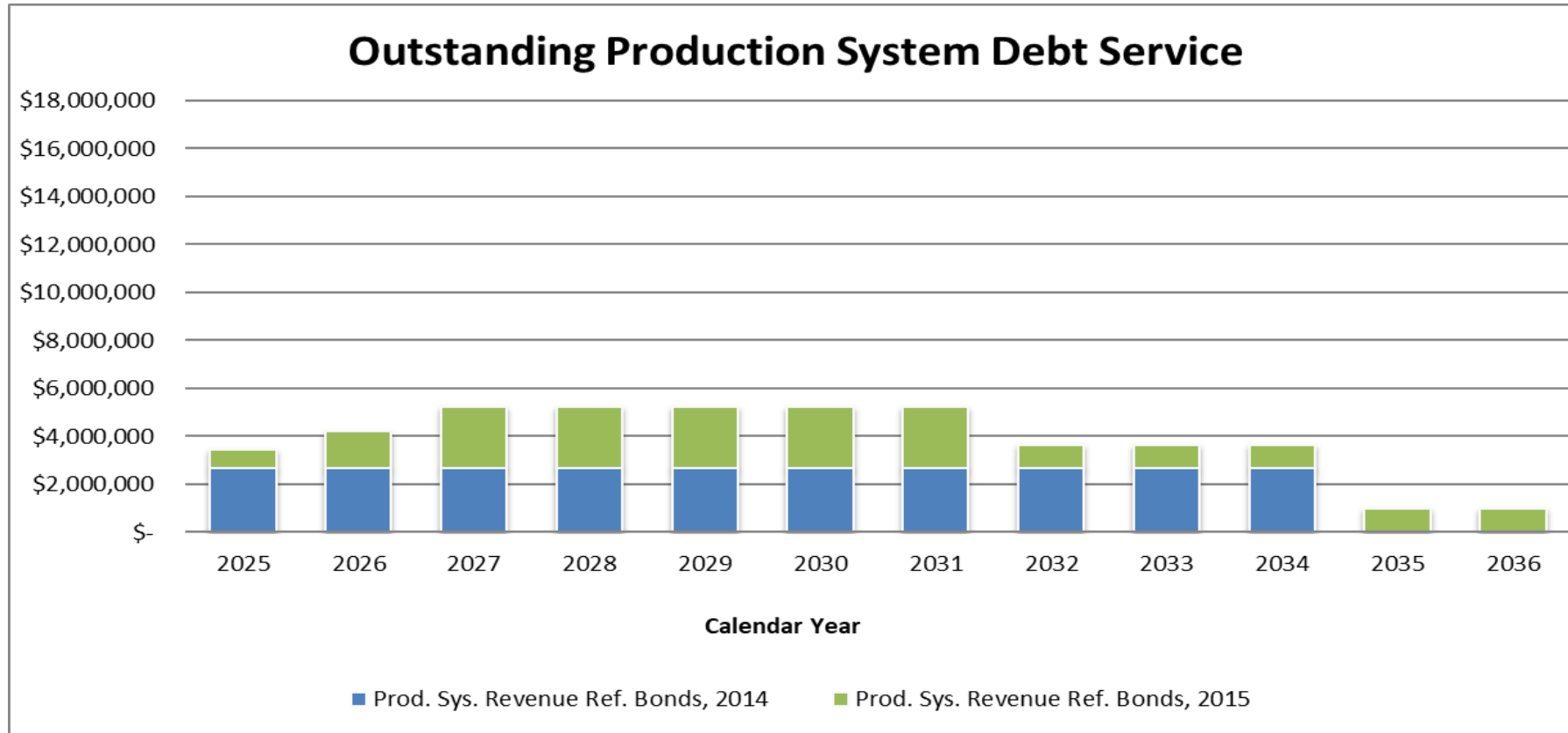
Margin	\$ 13,003,599
Non-Cash Items	16,878,108
Capital	(30,915,528)
Principal Debt	<u>(13,096,538)</u>
Projected Cash Deficit	(14,130,359)
Unrestricted Cash, beginning of year	<u>145,323,050</u>
Unrestricted Cash, end of year	<u><u>\$ 131,192,690</u></u>
Budgeted Deficit	<u><u>\$ (17,926,575)</u></u>

2.5 – Electric System Debt Service



**The above represents principal and interest.
Total principal for the Electric System -
\$50,525,000**

2.6 – Production System Debt Service



**The above represents principal and interest.
Total principal for the Production System -
\$36,335,000**

3. Operations

3.1 Outage Reports

3.2 Department Monthly Summaries

3.3 Safety

3.4 Wildfire projects

3.5 Pictures

3.1.1 Outage Summary - July



Actual (Based on Date Slicer)

Events	Customers Out	SAIDI	Minutes
70	2,995	6	325,978

Previous 6 Periods Avg (Based on Date Slicer)

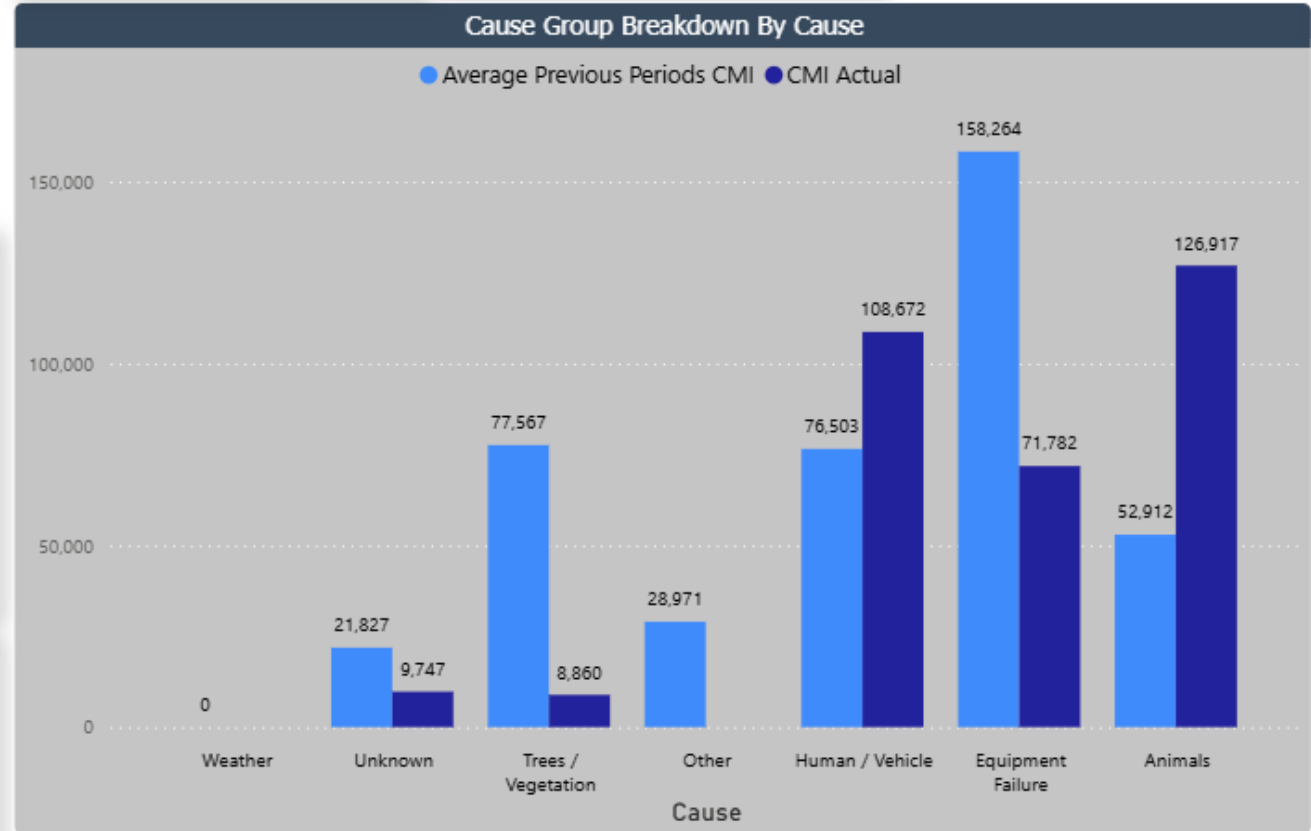
Events	Avg Cust Out	Avg SAIDI	Avg Minutes
54	3,425	8	416,046

Date: 7/1/2025 to 7/31/2025

Storm Related? Non-Storm Related

Causes (Non-Storm Related)					
Outage Cause	Events	Customers Out	SAIDI	CMI	% CMI
Animals	26	1,564	2	126,917	38.93%
Human / Vehicle	11	1,041	2	108,672	33.34%
Equipment Failure	23	280	1	71,782	22.02%
Unknown	2	41	0	9,747	2.99%
Trees / Vegetation	8	69	0	8,860	2.72%
Other	0				
Weather	0				
Total	70	2,995	6	325,978	100.00%

Top Events (CMI)							
Outage Cause	Feeder	Line Section	CMI	Customers Out	Time Off	First Restore	Longest Duration
Animal: Squirrel	12J5	BRK12J5	98,581	811	7/25/25 7:01 AM	7/25/25 9:03 AM	2.0
Public: Motor vehicle	12A2	BRK12A2	78,055	808	7/26/25 2:06 AM	7/26/25 2:26 AM	2.5
Equip: Material or equipment fault/failure	12J1	FUS080N20W 273202	14,750	48	7/13/25 12:01 AM	7/13/25 4:56 AM	7.3
Equip: U/G Fault	12AR2	FUS050N10E0 10085	14,022	36	7/25/25 10:44 AM	7/25/25 3:53 PM	6.8



CMI Customers Out Outages SAIDI

Fair month compared to historical average.

3.1.2 Outage Summary – YTD W/O Storms

Actual (Based on Date Slicer)

Events	Customers Out	SAIDI	Minutes
311	19,879	48	2,611,700

Previous 6 Periods Avg (Based on Date Slicer)

Events	Avg Cust Out	Avg SAIDI	Avg Minutes
296	22,641	56	2,904,080

Causes (Non-Storm Related)

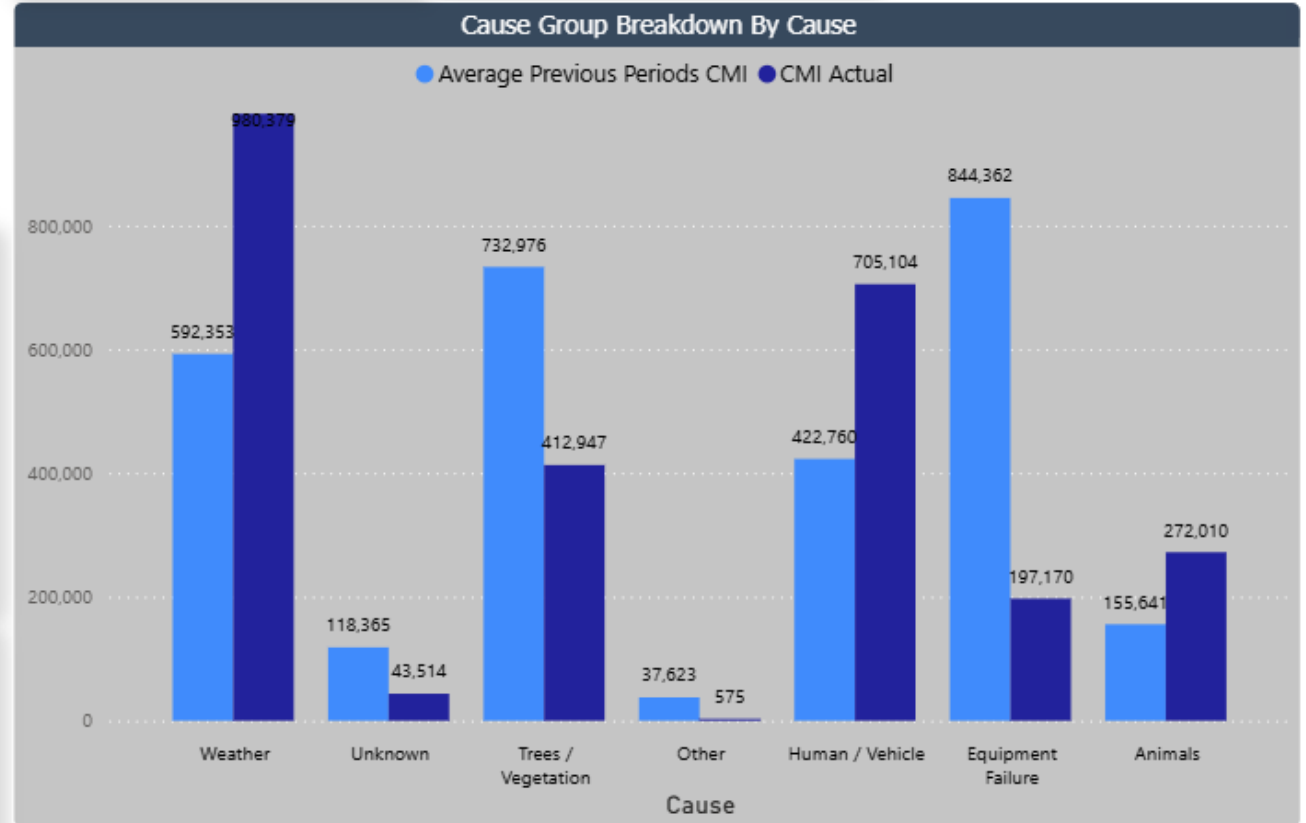
Outage Cause	Events	Customers Out	SAIDI	CMI	% CMI
Weather	33	7,059	18	980,379	37.54%
Human / Vehicle	45	5,018	13	705,104	27.00%
Trees / Vegetation	28	2,679	8	412,947	15.81%
Animals	73	3,853	5	272,010	10.42%
Equipment Failure	115	1,061	4	197,170	7.55%
Unknown	14	204	1	43,514	1.67%
Other	3	5	0	575	0.02%
Total	311	19,879	48	2,611,700	100.00%

Top Events (CMI)

Outage Cause	Feeder	Line Section	CMI	Customers Out	Time Off	First Restore	Longest Duration
Public: Motor vehicle	1253	BRK1253	264,494	882	3/21/25 3:38 AM	3/21/25 3:47 AM	7.6
Weather: Wind with trees	999	UNKNOWN	137,817	1,540	2/24/25 4:22 PM	2/24/25 5:44 PM	1.8
Weather: Wind with trees	12AR1	BRK12AR1	125,455	263	2/24/25 4:47 PM	2/24/25 6:35 PM	8.1
Animal: other	999	BRK12J5	124,130	2,057	2/6/25 6:28 AM	2/6/25 7:20 AM	1.3

Date: 1/1/2025 to 7/31/2025

Storm Related? Non-Storm Related



CMI Customers Out Outages SAIDI

6-year avg comparison YTD without storms

3.1.3 Outage Summary – YTD W/Storms



Actual (Based on Date Slicer)

Events	Customers Out	SAIDI	Minutes
311	19,879	48	2,611,700

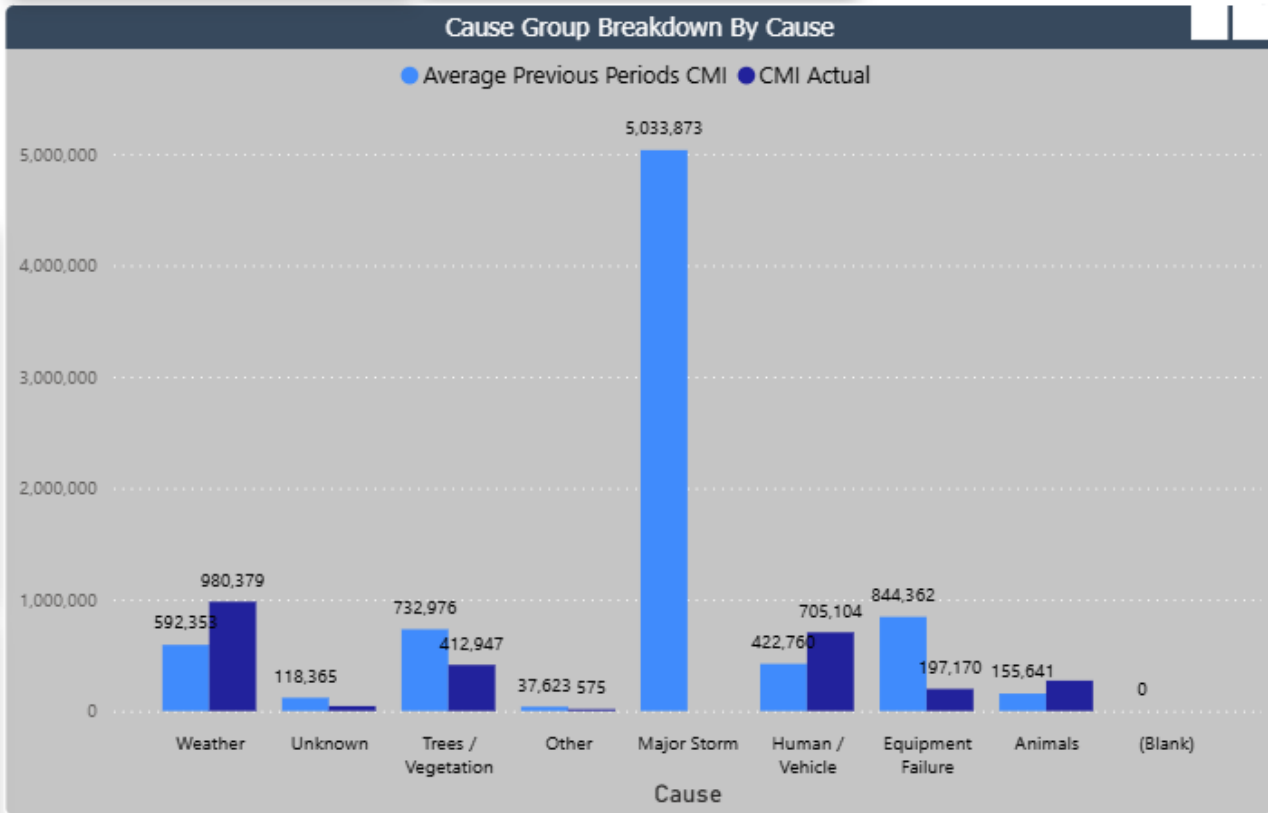
Previous 6 Periods Avg (Based on Date Slicer)

Events	Avg Cust Out	Avg SAIDI	Avg Minutes
390	38,136	151	7,937,953

Date: 1/1/2025 to 7/31/2025

Storm Related?: All

Causes (Non-Storm Related)					
Outage Cause	Events	Customers Out	SAIDI	CMI	% CMI
Weather	33	7,059	18	980,379	37.54%
Human / Vehicle	45	5,018	13	705,104	27.00%
Trees / Vegetation	28	2,679	8	412,947	15.81%
Animals	73	3,853	5	272,010	10.42%
Equipment Failure	115	1,061	4	197,170	7.55%
Unknown	14	204	1	43,514	1.67%
Other	3	5	0	575	0.02%
Total	311	19,879	48	2,611,700	100.00%



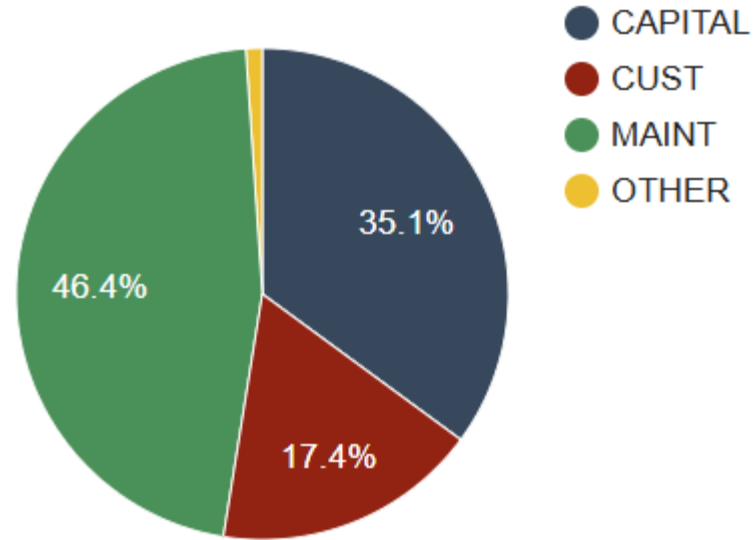
Top Events (CMI)							
Outage Cause	Feeder	Line Section	CMI	Customers Out	Time Off	First Restore	Longest Duration
Public: Motor vehicle	1253	BRK1253	264,494	882	3/21/25 3:38 AM	3/21/25 3:47 AM	7.6
Weather: Wind with trees	999	UNKNOWN	137,817	1,540	2/24/25 4:22 PM	2/24/25 5:44 PM	1.8
Weather: Wind with trees	12AR1	BRK12AR1	125,455	263	2/24/25 4:47 PM	2/24/25 6:35 PM	8.1
Animal: other	999	BRK12J5	124,130	2,057	2/6/25 6:28 AM	2/6/25 7:20 AM	1.3

CMI
 Customers Out
 Outages
 SAIDI

6-year avg comparison YTD with storms
(No storms 2025 YTD)

3.2.1 Line Crew

Straight Time
3719 Hours



Customer Work

68 WO's completed

LINE CREW SERVICE ORDERS

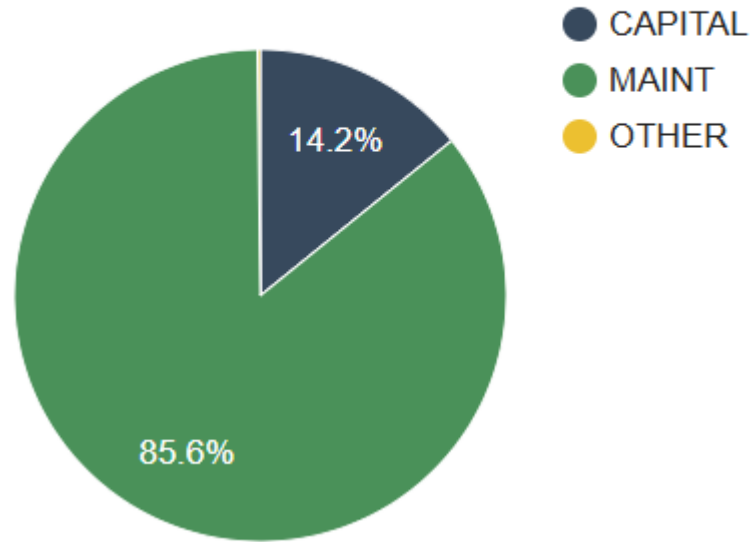
66	HAZARD/TT/POWER QUALITY
60	DISCONNECT
39	TRANSFORMERS
32	INFO
30	PERM METER
27	RECONNECT/NEW/TEMP/BACKBONE
22	SPECIAL EQ
17	FLUP
12	LT EXCHGE
12	MISC
11	TPERM
10	POLE REPL
7	CUTOFF
6	STREET LIGHTS
4	PUDCAP T&D
2	METER EXCHANGE/REMOVE
1	FIP-METER
1	SH TREE TR
1	MREADY-MNT
1	CUSTMANDIS

361 TOTAL

3.2.2 Relay/Substation

Straight Time

1027 Hours



Maintenance Work

Power factor testing and routine maintenance at Bakers Corner, East Kelso, Olson Road

Installed animal guards at West Kelso and Shawnee

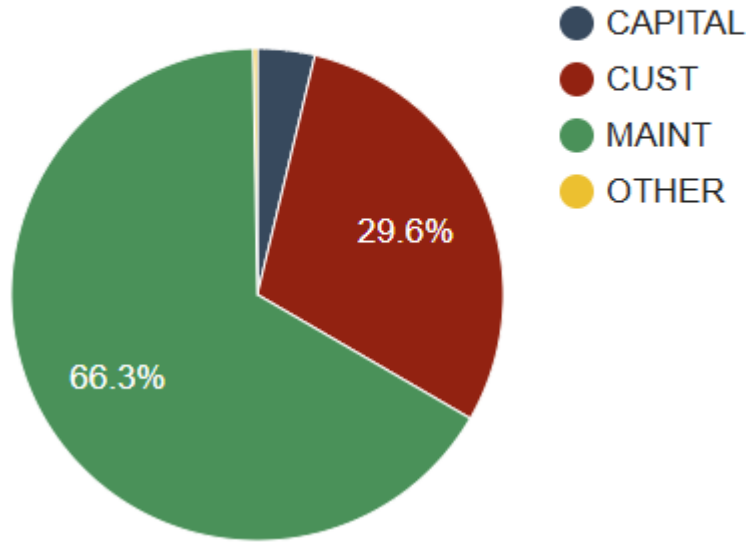
Capacitor bank maintenance

Relay testing at Castle Rock

Bushing replacements at Swift #2

3.2.3 Meter and FSRs

Straight Time
1036.5 Hours



Service Orders

METER DEPARTMENT

61	DISCONNECT
21	METER INVESTIGATION
17	RECONNECT/NEW/TEMP
12	MTR-CT/PT
8	METER EXCHANGE/REMOVE
6	MISC
5	PERM METER
3	COMMER CST
2	CUTOFF
1	MPLEX
1	FIP-METER
1	TT-METER

138 TOTAL

FIELD SERVICE REPS

55	OFFICE
42	METER READ
39	READ OPTOT
4	CUTOFF

140 TOTAL

3.2.4 On-Going District Work

Group	Design	ROPS	Completed	Budget	YTD	YTD/Budget
2.1 - Transmission On-Going Pole Replacement	16	4	11	\$310,000	\$445,260	144%
2.3 - Transmission On-Going System Improvement	1	1	0	\$95,000	\$366	0%
2.5 - Transmission Unplanned System Improvement	8	0	7	\$410,000	\$772,597	188%
3.1 - Distribution On-Going System Improvement	210	21	47	\$3,950,000	\$661,356	17%
3.11 - Transformer O/H & U/G Failure	2	5	40	\$270,000	\$150,821	56%
3.12 - Dist Line Rebuild	9	0	0	\$220,000	\$5,915	3%
3.18 - Distribution Unplanned System Improvement	10	3	19	\$760,000	\$195,172	26%
3.19 - Distribution On-Going U/G Line Cable Rep	81	50	26	\$8,750,000	\$1,220,636	14%
3.26 - Transformer PCB Replacement	1	69	36	\$170,000	\$45,621	27%
3.5 - Distribution On-Going Pole Replacement	107	42	42	\$1,690,000	\$476,333	28%
3.52 - Substation Unplanned System Improvement	1	0	2			
3.54 - Substation On-Going System Improvement	4	0	0	\$443,500	\$5,558	1%
TR2.1 - Small Capital	4	0	0	\$39,000	\$8,872	23%
TOTAL	454	195	230	\$17,107,500	\$3,988,507	23%

3.2.5 On-Going Customer Work

Group	Design	ROPS	Completed	YTD
3.13 - Cust OnGoin Lighting	4	0	10	\$13,640
3.14 - Cust Secondary Ln Extention	200	6	235	\$326,452
3.16 - Cust Pri Ln Ext. Residential	119	9	141	\$915,820
3.17 - Cust Pri Ln Ext. Commercial	82	0	24	\$387,848
3.29 - Cust Mke Redy for Telco	9	2	43	\$-3,873
3.9 - Cust Ln Reloct Dist/TX	12	3	4	\$187,404
3.99 - Cust Solar	5	0	13	\$3,940
TOTAL	431	20	470	\$1,831,232

3.2.6 Tree-Trimming

Contractor Tree Crew #1

Substation feeders trimmed: Bakers Corner (12T4), Corduroy (12U2)

Total line miles trimmed: **5.8**

464 manhours spent on circuit trimming

Contractor Tree Crew #2

Substation feeders trimmed: Shawnee (12B1), 20th & Ocean Beach (12E4)

Total line miles trimmed: **4.6**

533 manhours spent on circuit trimming

Contractor Tree Crew #3

Substation feeders trimmed: Castle Rock (12N1, 12N3)

Total line miles trimmed: **4.6**

450 manhours spent on circuit trimming

Contractor Tree Crew #4

14 Trouble tickets completed

518 manhours

Total miles trimmed: 131.0

Yearly goal ~ 200 miles/year

3.3 Safety



3.4 Wildfire Projects

Early Fault Detection (EFD)

Pilot Project

Detect anomalies on overhead lines prior to failure

Line sensors installed on distribution and transmission

Progress

(48/50) locations throughout the county installed

Aug 21 Manufacturer onsite for final configuration and testing

Fire Weather Monitoring and PSPS Software

Analyze current and predicted weather patterns

Compare historical outage data

Provide ignition and consequence modeling and fire risk zones based on consequence data

Recommendations for PSPS

Progress - Completed

3.5.1 Pictures



Installation of animal guards on transformer bushings at West Kelso substation.

4th Largest outage of year was caused by cat on top of transformer and bushings.

3.5.2 Pictures



Joint bore effort between Cowlitz PUD and Comcast Communications underneath I-5 near Woodland airport.

Contractor: Mill Plain Electric

80/20 split on costs between PUD and Comcast

Total bore cost: \$36,125

PUD: \$26,775

Comcast: \$9,350

Bore machine set up on East side of I-5.

3.5.3 Pictures



Traffic slowdown and lane closure during boring process.

3.5.4 Pictures



(4) 4-inch conduits and (1) 2-inch conduit for PUD use
(2) 2-inch conduits for Comcast use

3.5.5 Pictures



Combination of innerduct and interlocked conduit.

3.5.6 Pictures



Conduits laid out for pull.

3.5.7 Pictures



Conduits laid out for pull.

3.5.8 Pictures



Feeding conduits into bored hole from West side of I-5.

4. Engineering

4.1 System Metrics

4.2 Underground Primary Outages

4.3 New Service Requests

4.4 Locates

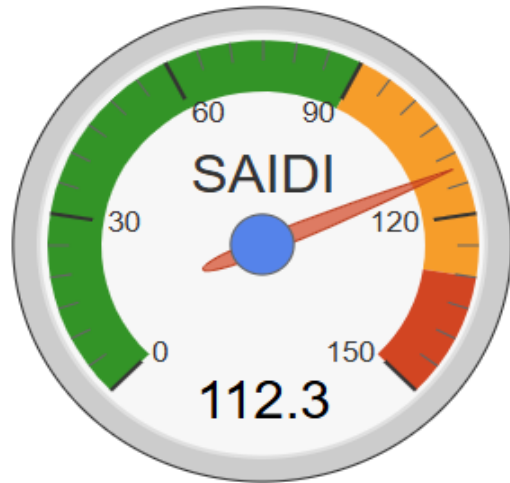
4.5 Substation Outages (exclusive of storms)

4.6 Feeder Outages and Causes (exclusive of storms)

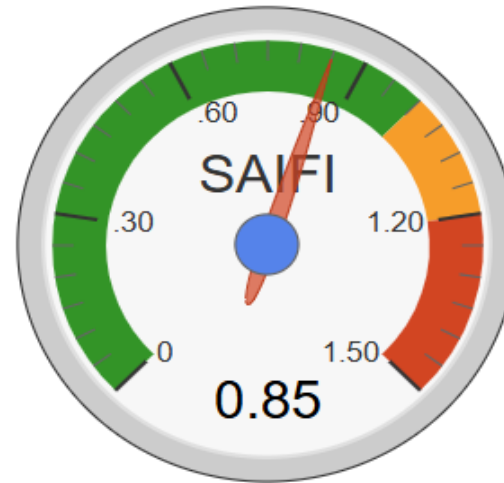
4.7 Pictures and Hi-Lights

4.1 System Metrics

Indices (rolling 12 months)



System Average Interruption Duration Index
(Average Outage Duration in Minutes)



System Average Interruption Frequency Index
(Average Customer Interruptions per year)



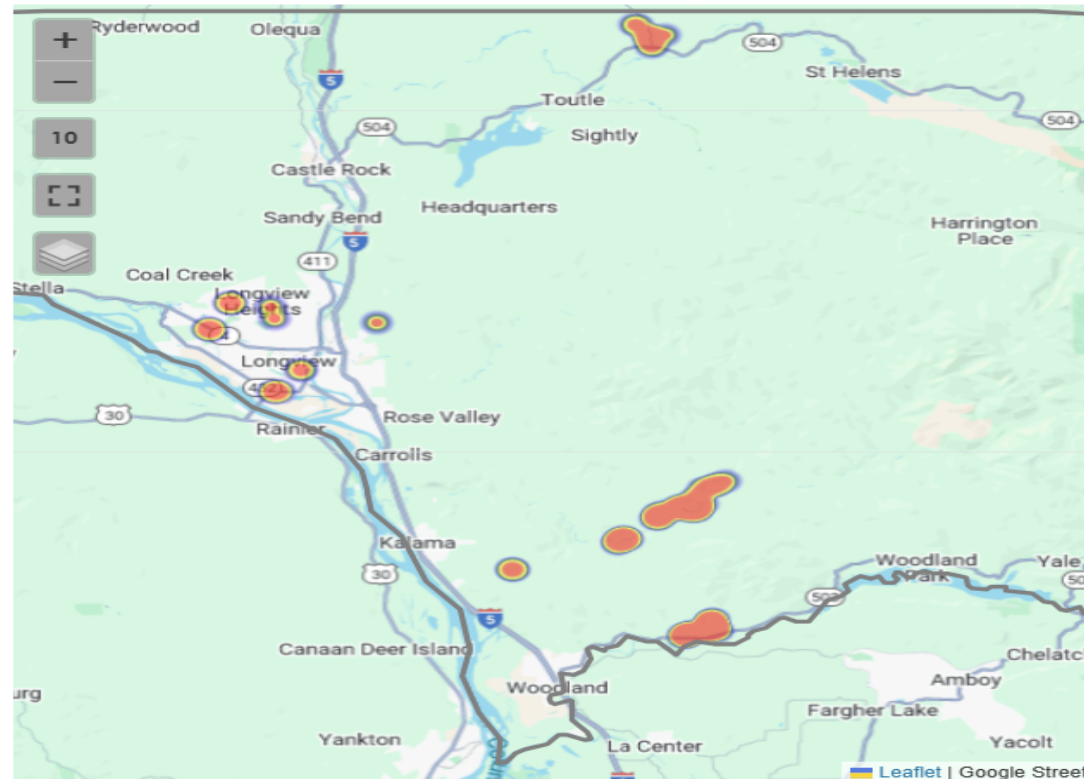
Average Service Availability Index
(Percent of Time Average Customer has Power)

Green indicates system performing within PUD set goals. Total July customer minutes 325,978.
10-year July monthly avg is 395,524, therefore, Customer Minutes are 82% of average.

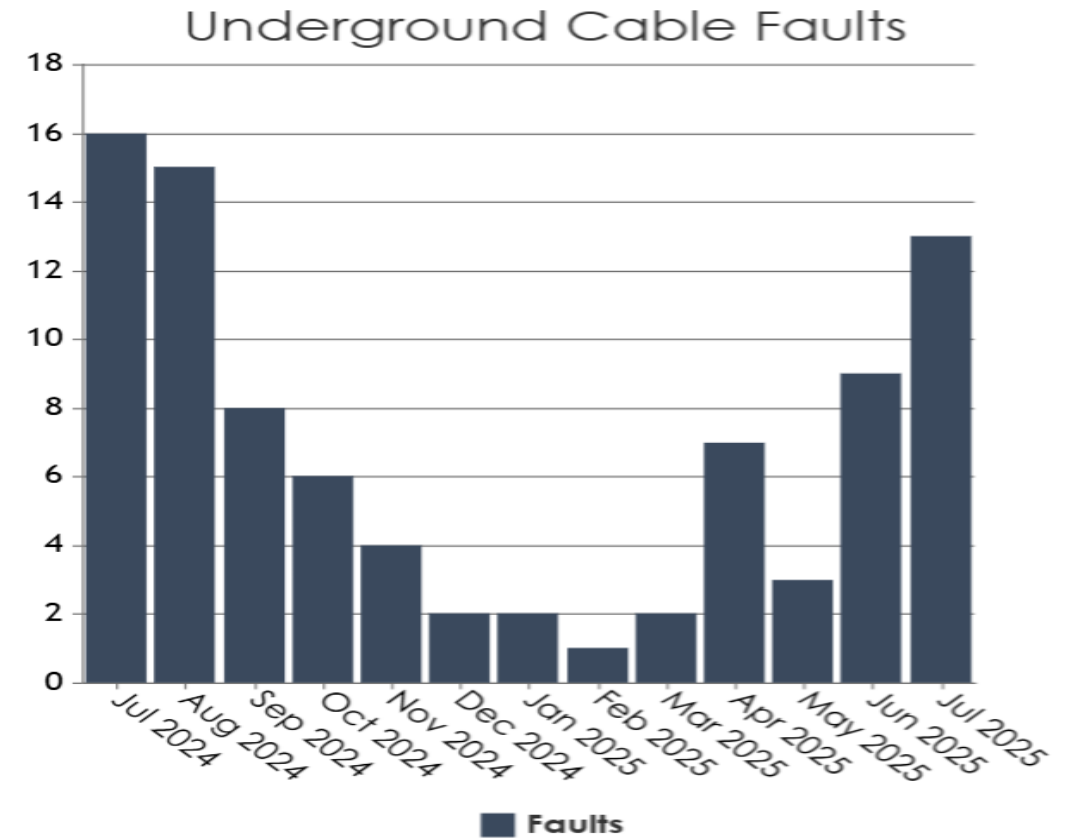
4.2 Underground Primary Outages

Underground Cable Faults

July
Minutes Out: 51928 **Incidents:** 13 **Customers:** 180



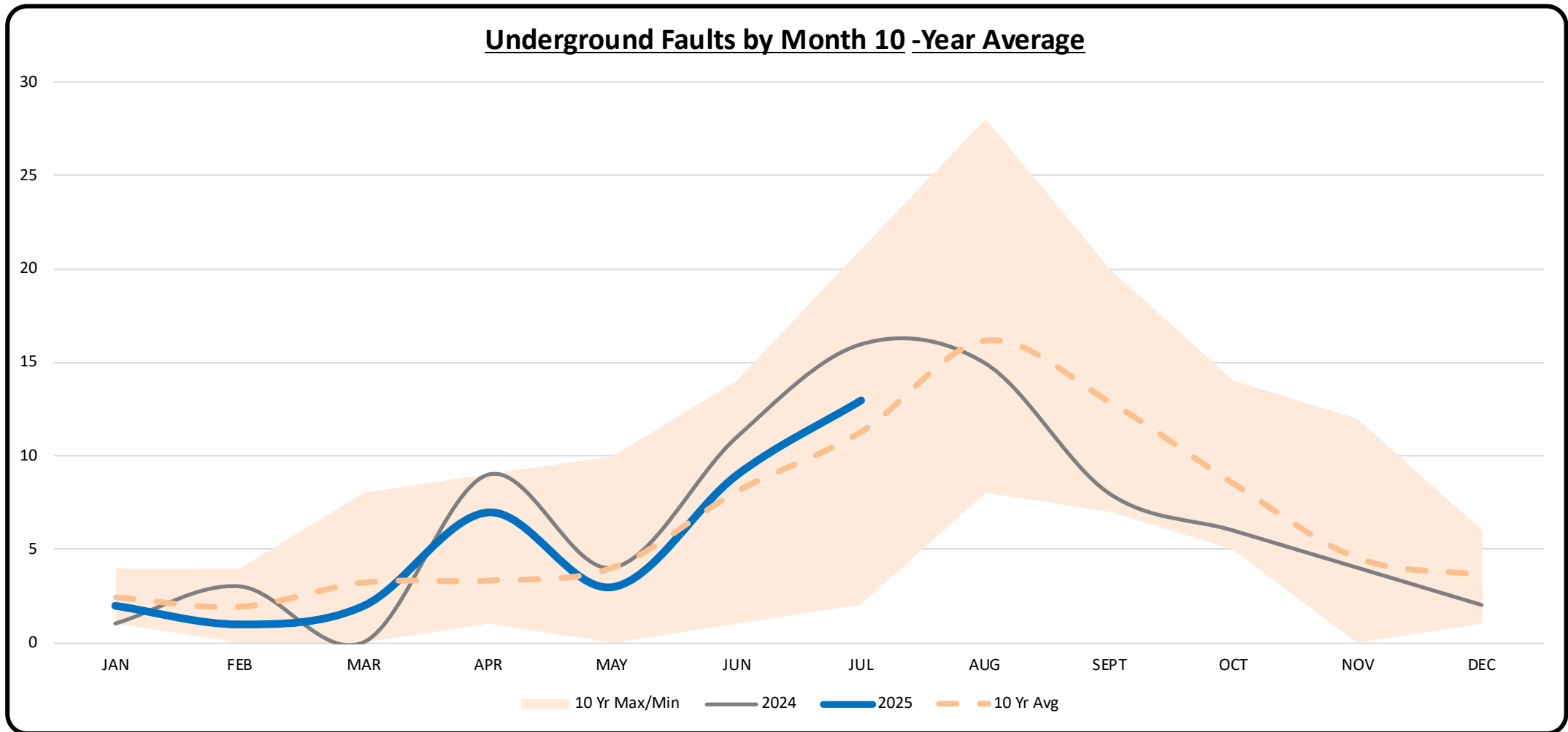
Underground Faults (13 Months)



Cable Faults 2025 YTD: 37

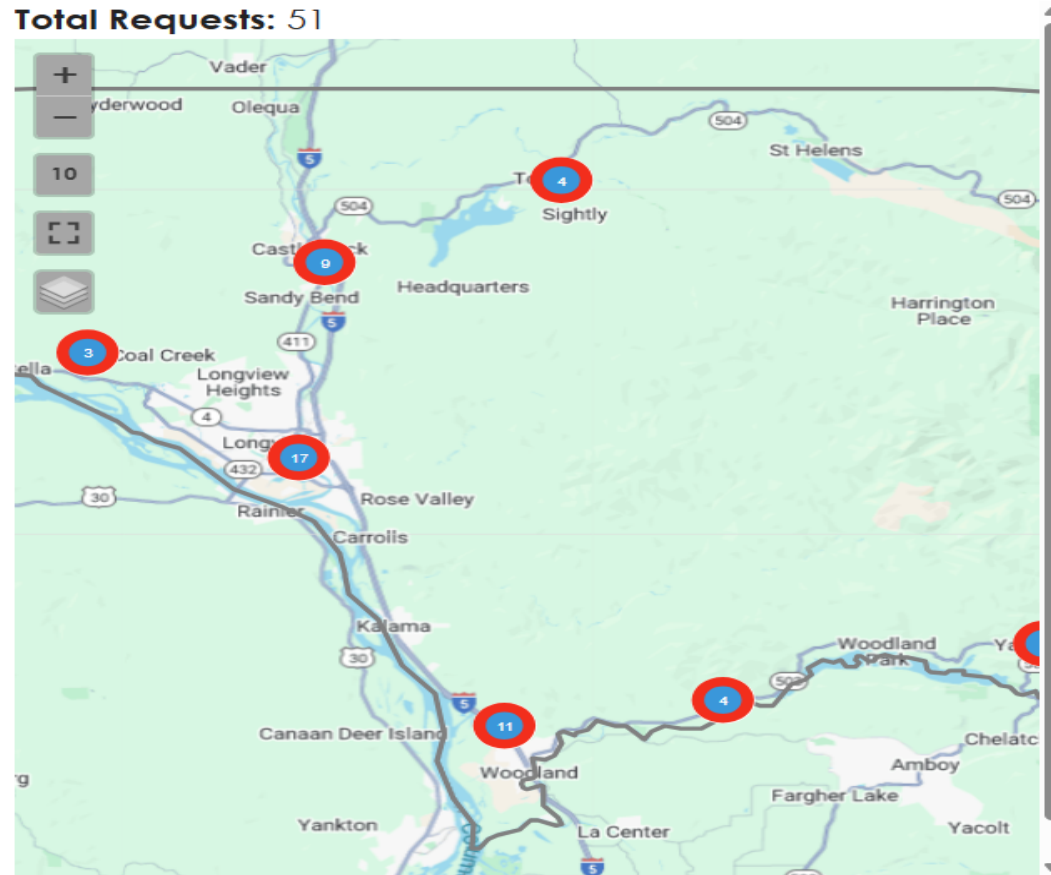
Total Faults YTD are 16% less than the previous year and 8% more than the 10-year average.

4.2.1 Underground Primary



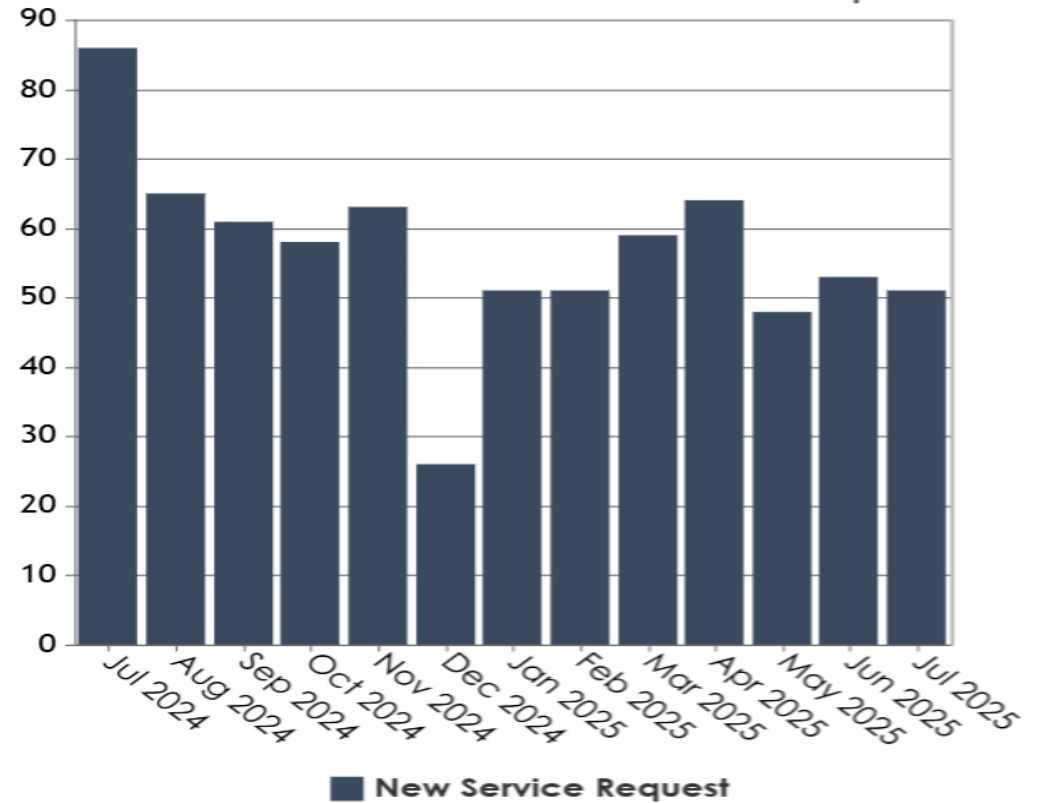
4.3 New Service Requests

New Service Requests



New Constructions

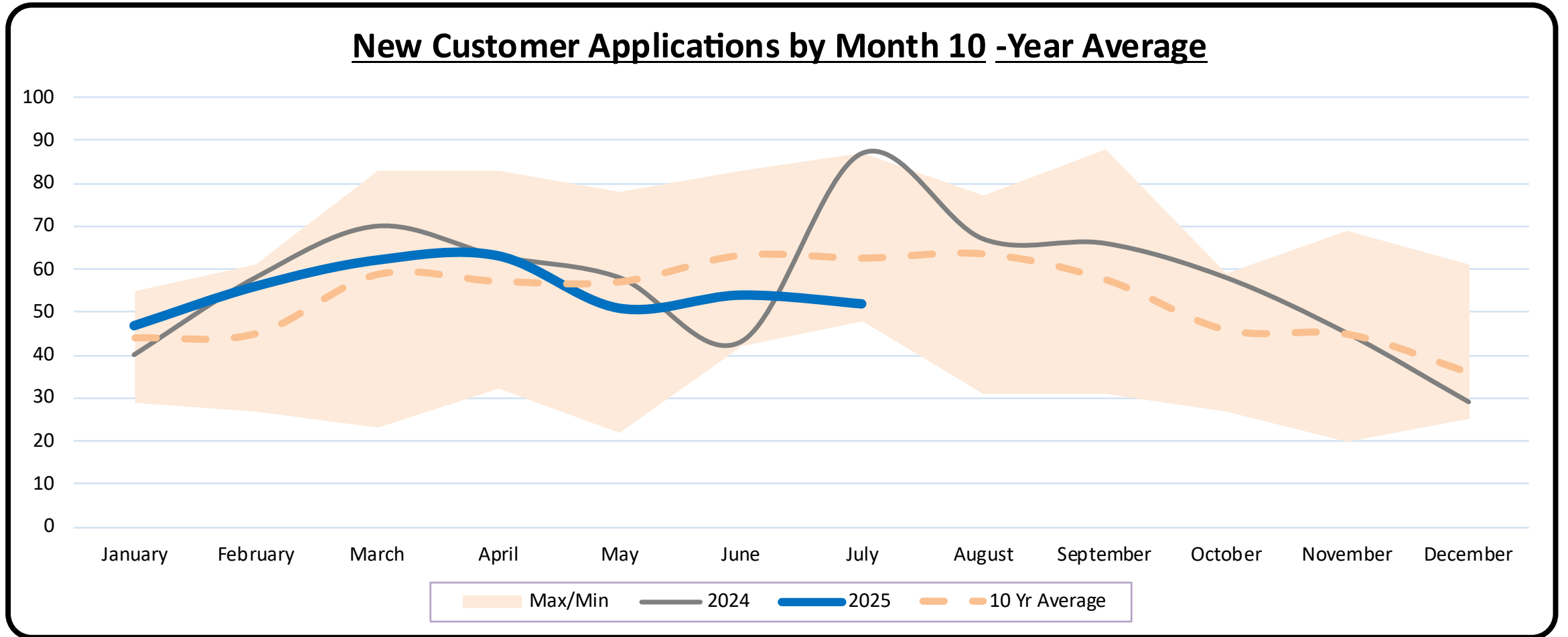
New Construction Service Requests



New Service Requests 2025 YTD: 385

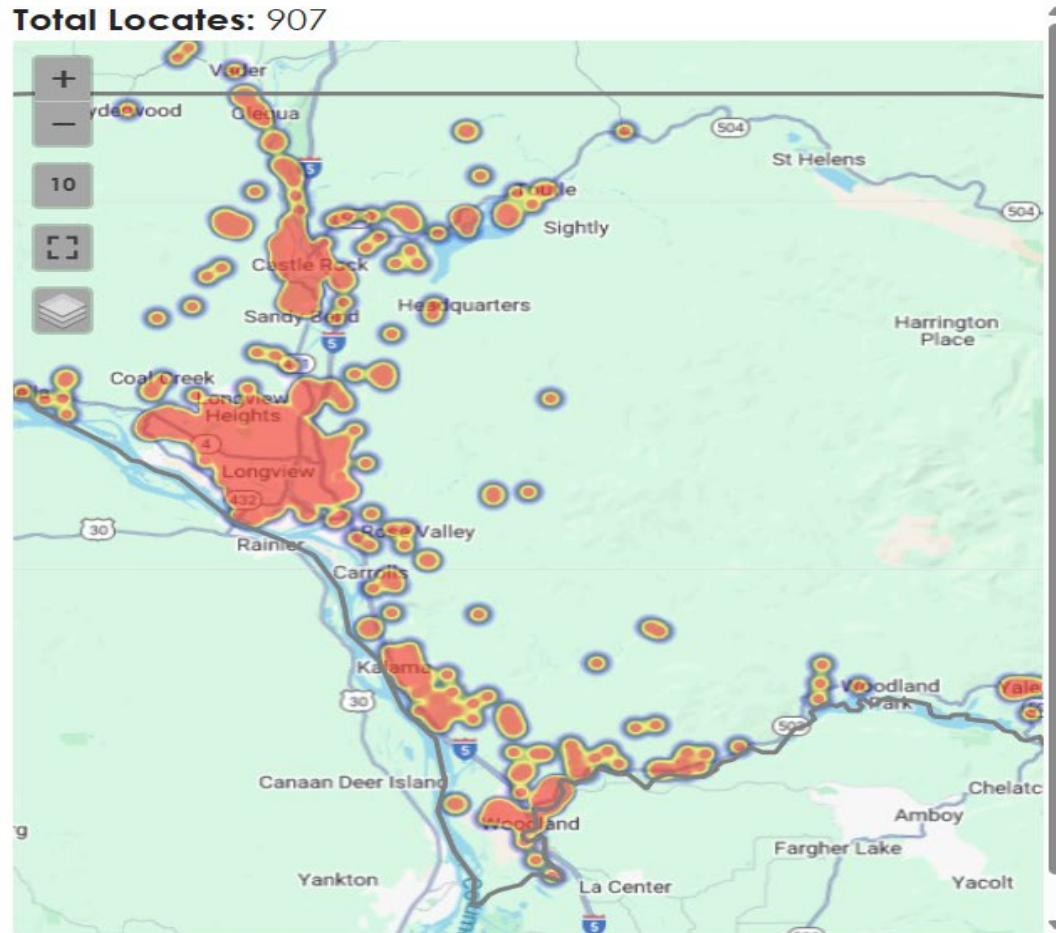
Total New Service Requests YTD are the 8% less than 2024 and 1% less than the 10-year average.

4.3.1 New Service Requests

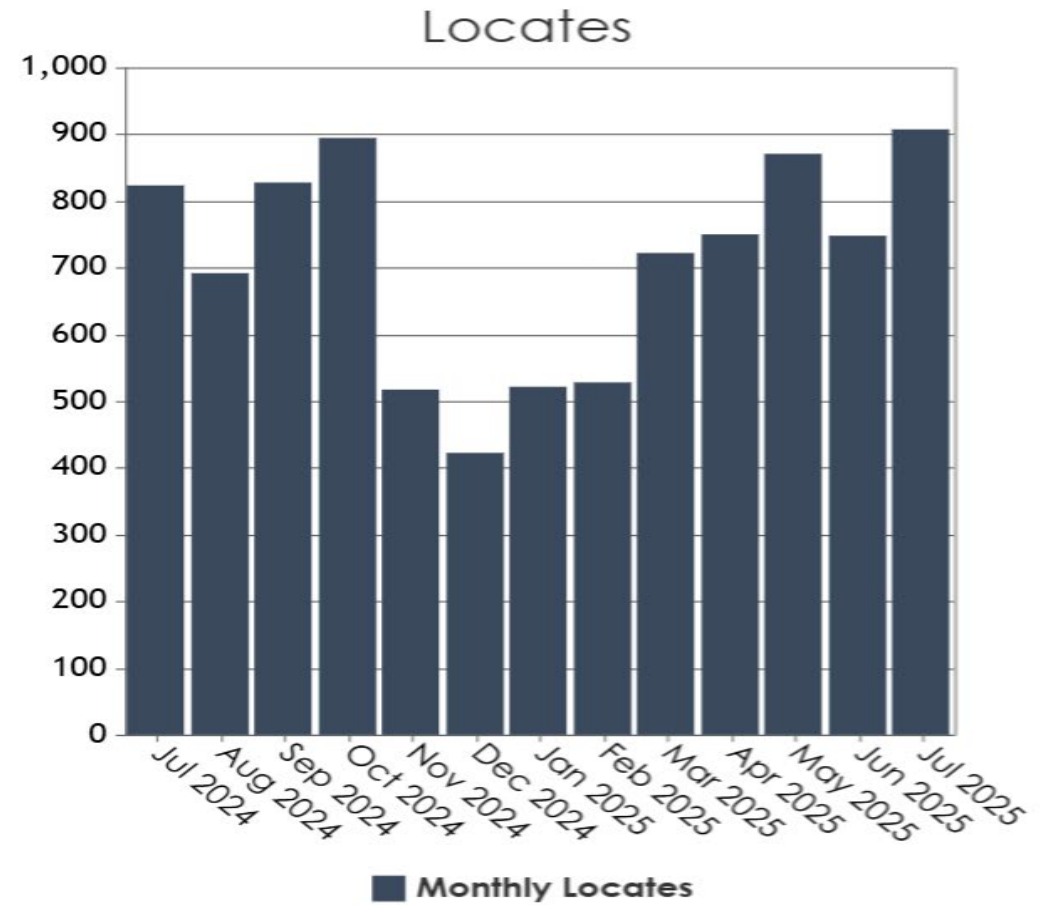


4.4 Locates

Monthly Locates



Locates

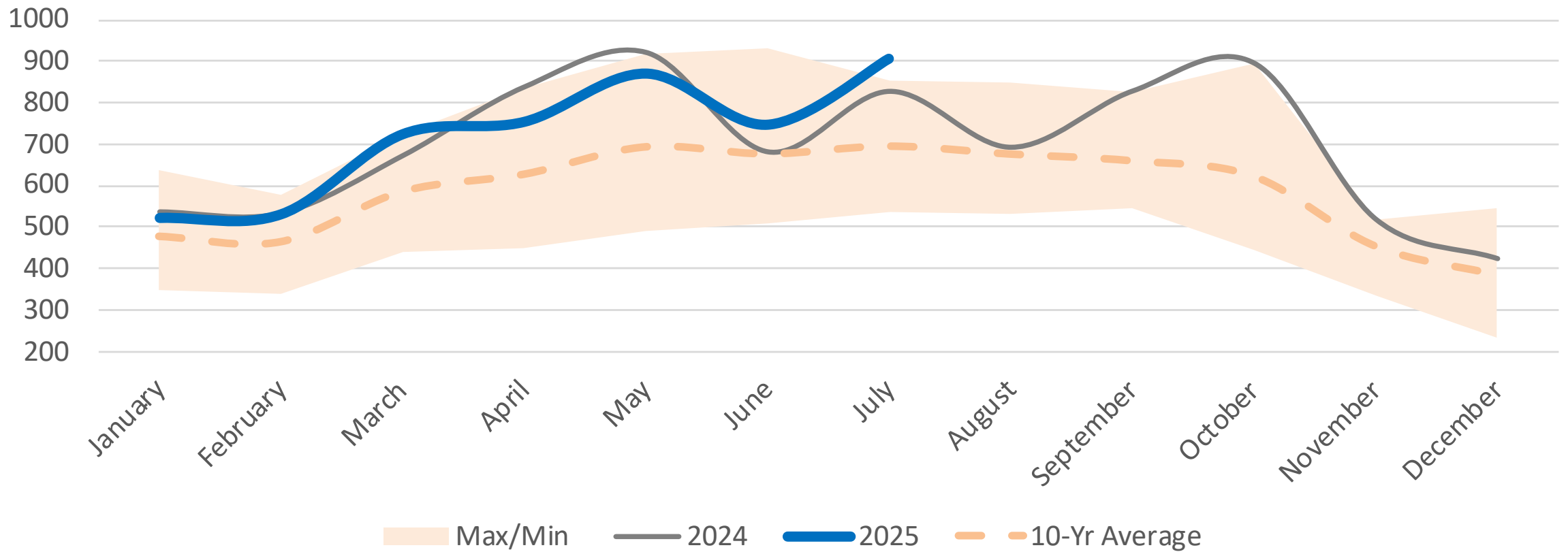


Locate Requests 2025 YTD: 5,054

Total Locate Requests YTD are 1% more than the previous year and 19% more than the 10-year average.

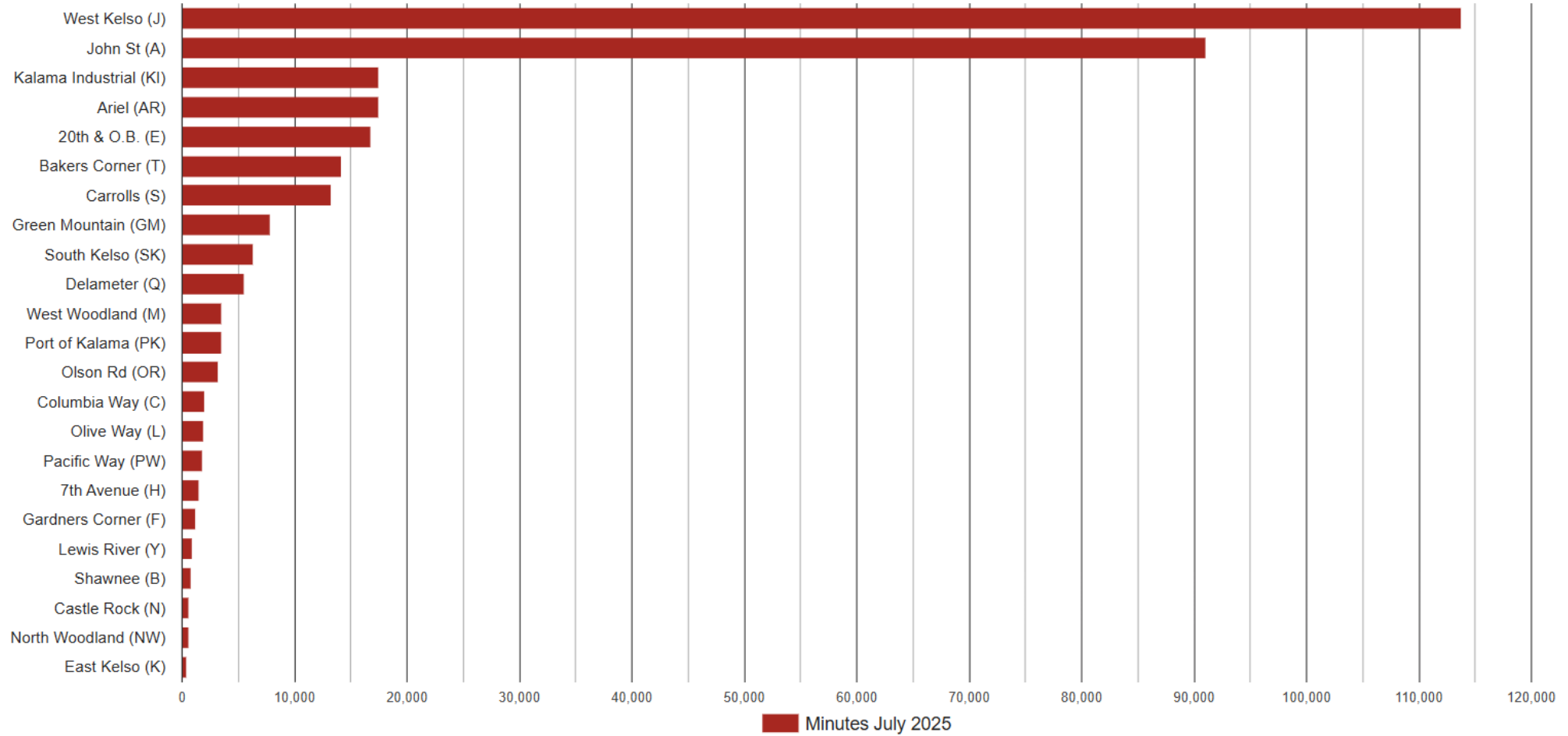
4.4.1 Locates

Locates by Month 10--Year Average



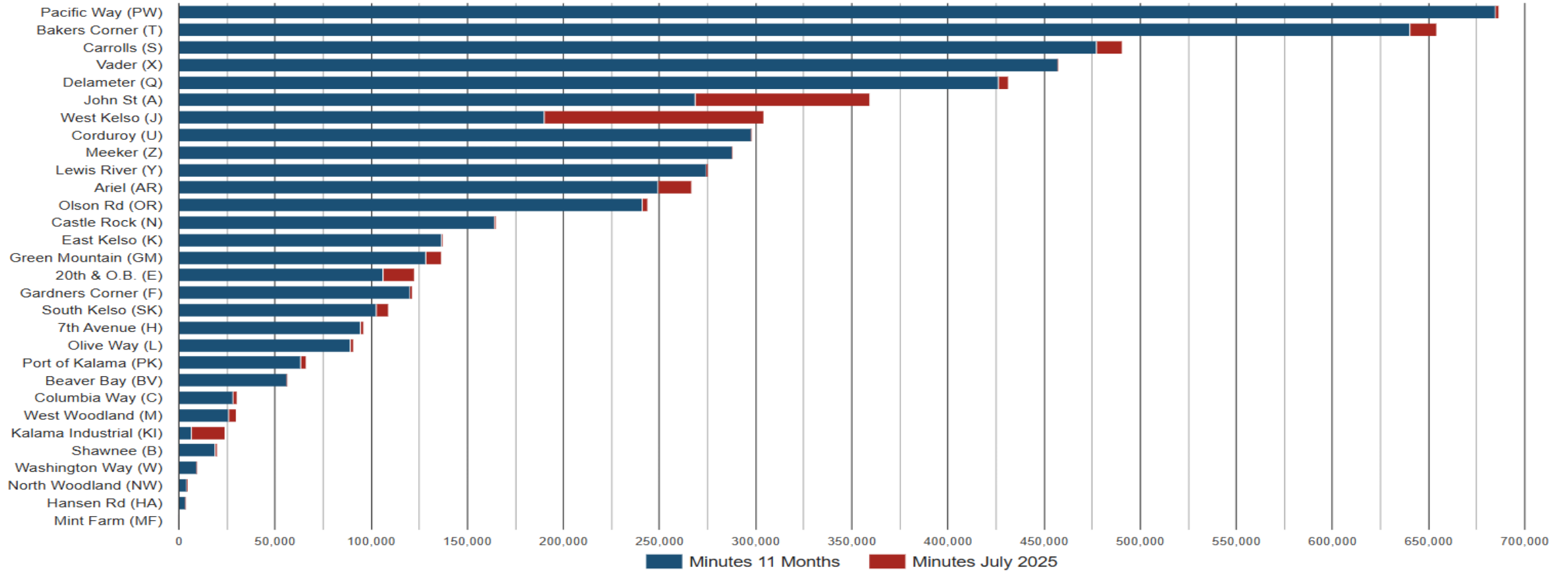
4.5 Substation Outages (exclusive of storms)

Minutes Out By Substation - July 2025



4.5.1 Substation Outages

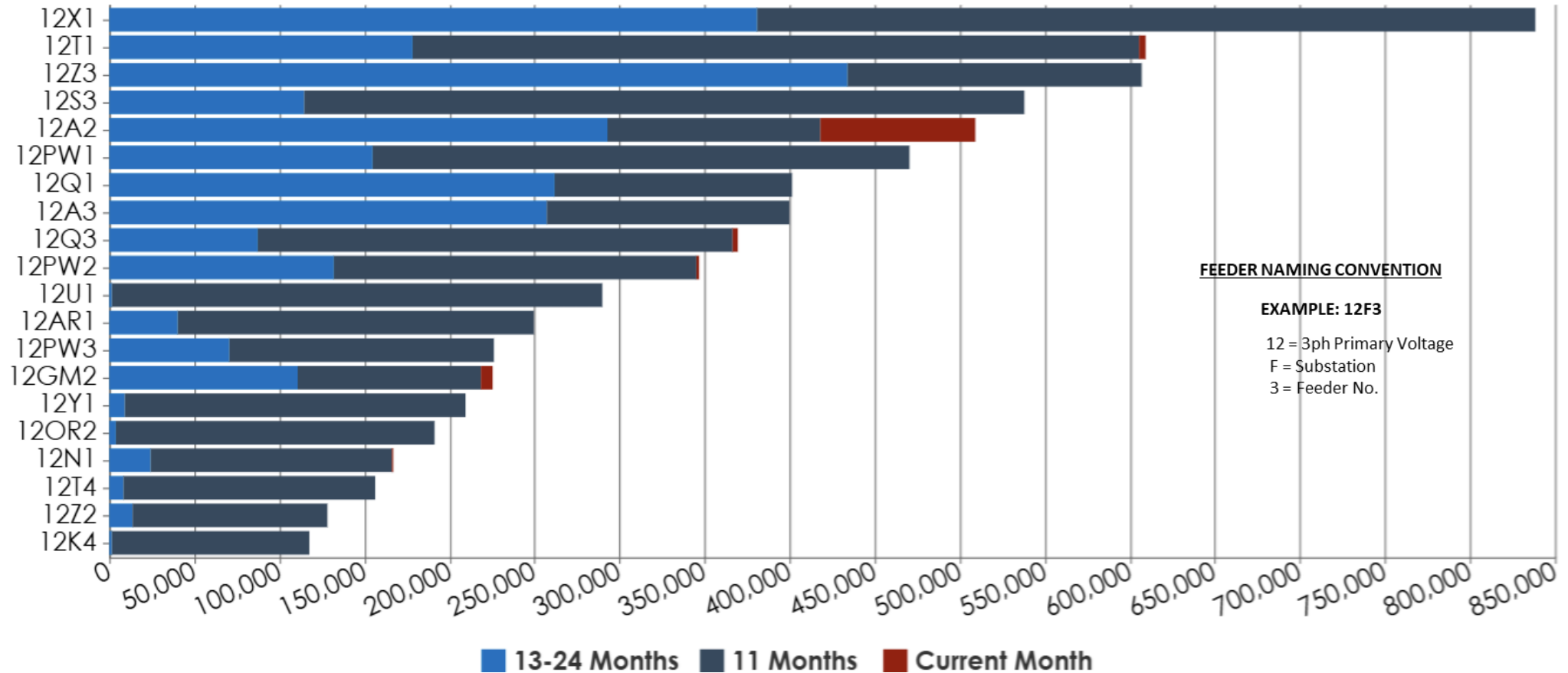
Minutes Out By Substation - Rolling 12 Months



4.6 Feeder Outages and Causes (exclusive of storms)

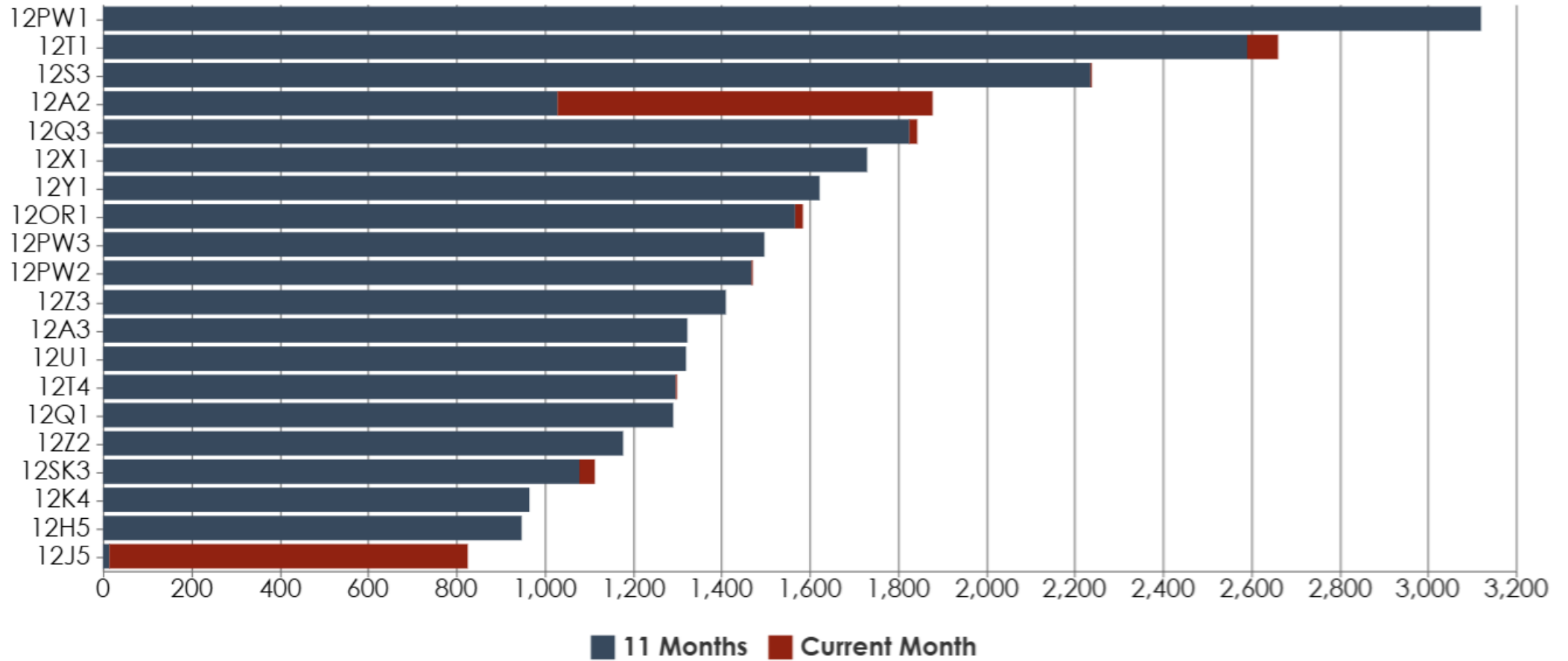
Feeder Outages & Causes - (rolling 12 months)

Top 20 Feeders by CMI



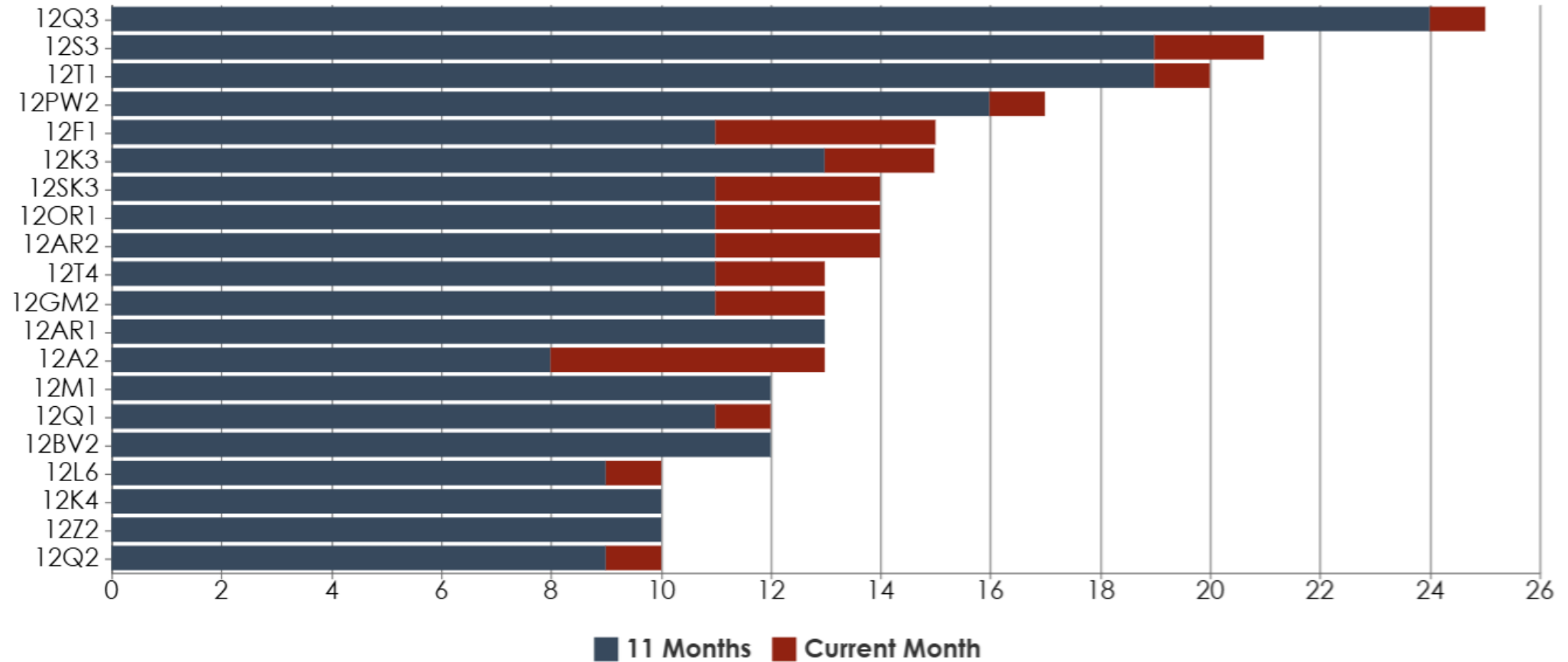
4.6.1 Feeder Outages and Causes

Top 20 Feeders by Customer



4.6.2 Feeder Outages and Causes

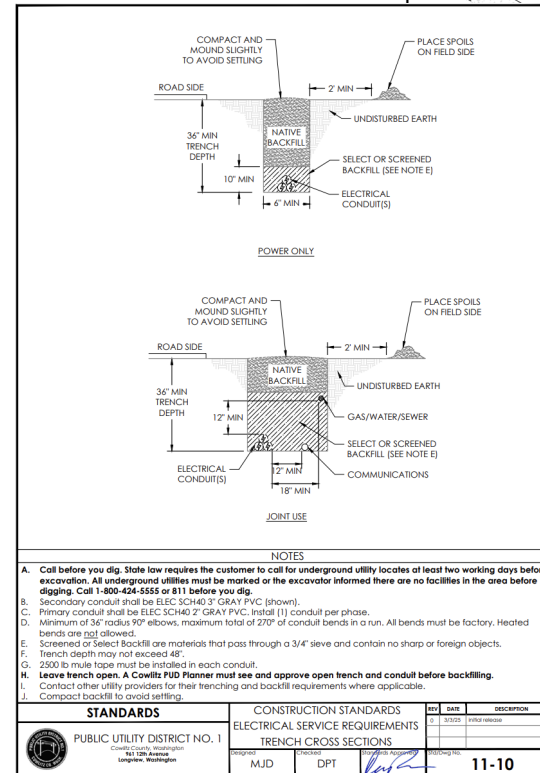
Top 20 Feeders by Incidents



4.7 Pictures & Hi-Lights

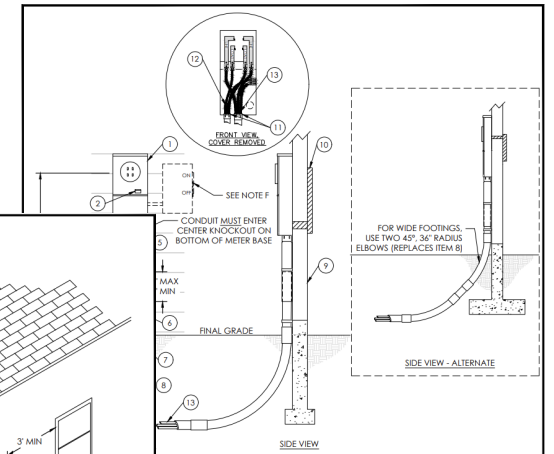
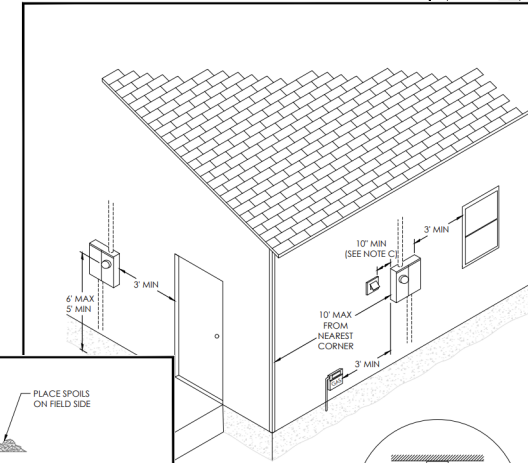
Project: Customer Engineering Reference Drawings

- Max Demos, Standards Engineer I
- Electric Service Requirements
- 23 Drawings and Counting
- Detailed Visual Guides for Electrical Equipment Installations
- Improved Customer
 - Expectations
 - Installation Consistency
 - Communication
 - Customer Service



- NOTES**
- Call before you dig. State law requires the customer to call for underground utility locates at least two working days before excavation. All underground utilities must be marked or the excavator informed there are no facilities in the area before digging. Call 1-800-424-5555 or 811 before you dig.
 - Secondary conduit shall be ELEC SCH40 3" GRAY PVC (shown).
 - Primary conduit shall be ELEC SCH40 2" GRAY PVC. install (1) conduit per phase.
 - Minimum of 36" radius 90° elbows, maximum total of 270° of conduit bends in a run. All bends must be factory. Heated bends are not allowed.
 - Screened or Select Backfill are materials that pass through a 3/4" sieve and contain no sharp or foreign objects.
 - Trench depth may not exceed 48".
 - 2500 lb mule tape must be installed in each conduit.
 - Leave trench open. A Cowiitz PUD Planner must see and approve open trench and conduit before backfilling.
 - Contact other utility providers for their trenching and backfill requirements where applicable.
 - Compact backfill to avoid settling.

STANDARDS		CONSTRUCTION STANDARDS		REV	DATE	DESCRIPTION
PUBLIC UTILITY DISTRICT NO. 1		ELECTRICAL SERVICE REQUIREMENTS		1	3/2022	Initial release
		TRENCH CROSS SECTIONS				
DESIGNED BY	MJD	CHECKED BY	DPT	APPROVED BY		11-10



MATERIAL DESCRIPTION		NOTES		
meter socket, NEMA 3R, ring type - see avoided list		A.	Cowitz PUD must approve for proper type and size of meter base, conduit, elbow, and trenching	
Inspection sticker (L&I)		B.	All other inspections to be made by Washington State L&I	
trap, 4" (for slip riser)		C.	All conduit & equipment must be plumb.	
trap, 3" (for 3" conduit riser)		D.	2500lb mule tape must be installed by customer.	
SCH40 gray PVC slip riser, 24" length		E.	For an occupied dwelling, you may need an outdoor disconnect per NEC 230.85. Check with your electrician and state inspector for more information.	
SCH40 gray PVC conduit - length varies		F.	All grounding & bonding shall be in accordance with NEC Article 250 & WAC 296-468-250. Contact Washington State L&I for more information.	
SCH40 gray PVC coupling		G.	Cowitz PUD will supply and install conductor from the transformer to the meter base.	
SCH40 gray PVC factory 90° elbow - 1/2" min		H.	See drawing 8-12 for meter location requirements. Manual-link bypass only.	
		I.	Flush-mounted meter bases are not allowed.	
		K.	No bends allowed in conduit riser between the underground elbow and meter base.	
CONSTRUCTION STANDARDS		REV	DATE	DESCRIPTION
ELECTRICAL SERVICE REQUIREMENTS		1	3/2022	Initial release
DISTRICT NO. 1				
320A METER BASE, SURFACE MOUNT				
DESIGNED BY	MJD	CHECKED BY	DPT	APPROVED BY
				8-15

Notes

Living space free of obstruction at least 3 feet wide, 3 feet deep, and 6 feet - 6 inches high and 5 and 6 feet from final grade.

Minimum clearance of 10 inches from any protruding wall or other obstruction.

Minimum clearance of 3 feet from any gas meter, door, or window with view of living space.

CONSTRUCTION STANDARDS		REV	DATE	DESCRIPTION
ELECTRICAL SERVICE REQUIREMENTS		1	3/2022	Initial release
METER SOCKET LOCATION				
DESIGNED BY	MJD	CHECKED BY	DPT	APPROVED BY
				8-12

4.7.1 Pictures & Hi-Lights

Meeker Substation Rebuild

Date Station Offloaded: April 21st, 2025

Project Engineer: Tyler Williams, PE

Contractor: DJ's Electrical, Inc

Bid Price: \$1,265,536

Change Orders: None

Contractor Completion Status: 53%

Estimated Contractor Completion: 8/29/25

Major Milestones Completed as of Aug 1st:

Foundations, Control Enclosure & Conduit

Current Activity: Ground Grid, Fence, Bus, Structure,

Estimated Energization Date: 10/2/25



5.0 Customer Service

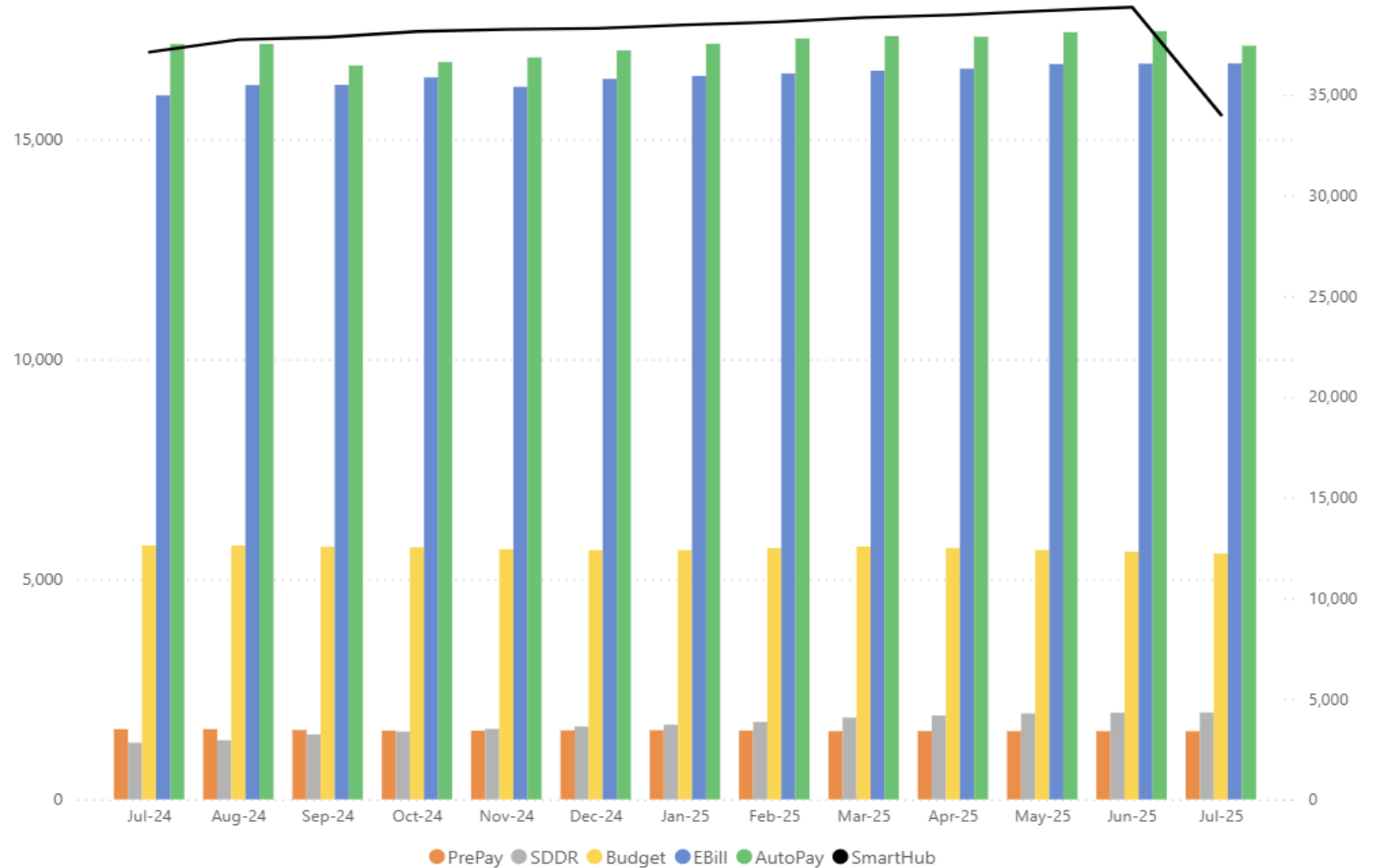



- 5.1 Service
 - Programs
 - Interactions
 - Service Levels
- 5.2 Accounts
 - Payments
 - Disconnects
 - Arrearages
- 5.3 Assistance
 - Payment Assistance
 - Warm Neighbor Funding
 - Outreach and Events

5.1 Programs

July Program Participation

PrePay – 1,548
 SDDR – 1,974
 Budget – 5,587
 eBill – 16,721
 AutoPay – 17,123
 SmartHub – 33,996



- SmartHub values dropped by 5,366 due to reporting correction.
- Previous reporting had included customers that requested enrollment in SmartHub, but some never completed the enrollment process.
- SmartHub program participation is down from 74% to 64%, which is still exceptional.

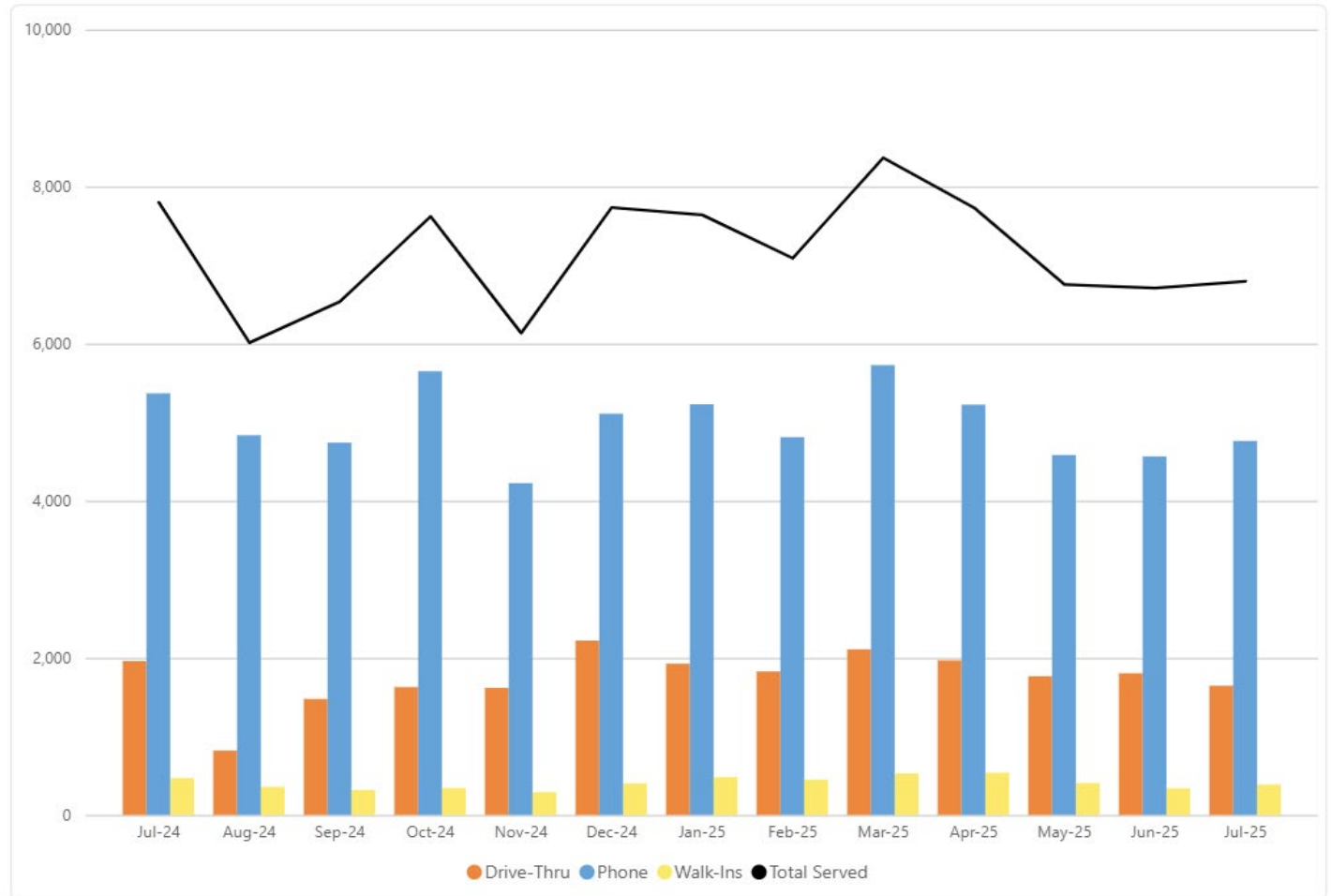
5.1 Interactions

July Interactions – 6,804

Drive Thru – 1,645

Phone – 4,771

Walk-Ins – 388



- Customer interactions for July are down by approximately 1,000 compared to last year but have remained level over the past three months.



5.1 Service Levels


July Service Levels

Wait Time Goal – 2.5 mins

July Average – 5.18

Abandoned % Goal - <10%

July % - 17.36%



NEW GRAPH
UNDER DEVELOPMENT

- Call wait times and abandoned calls significantly increased due to unexpected staffing shortages.
- Two new employees have been hired and are in the process of being trained.
- Once the two new hires are fully trained that will help bring the Service Level Goal back to normal range.

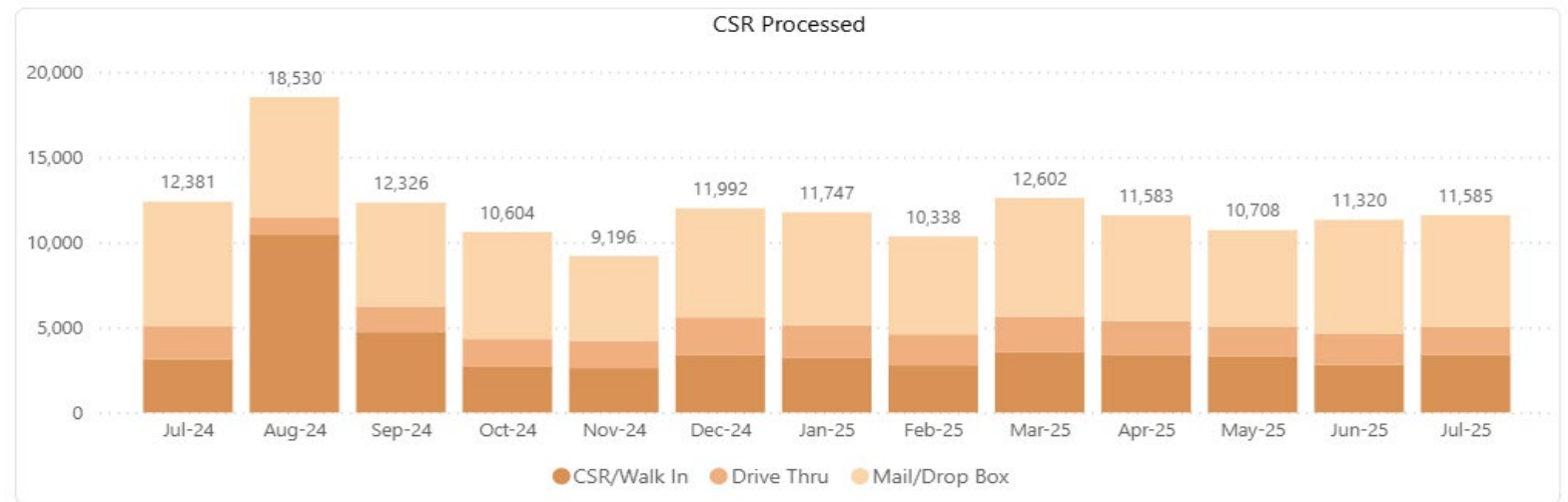
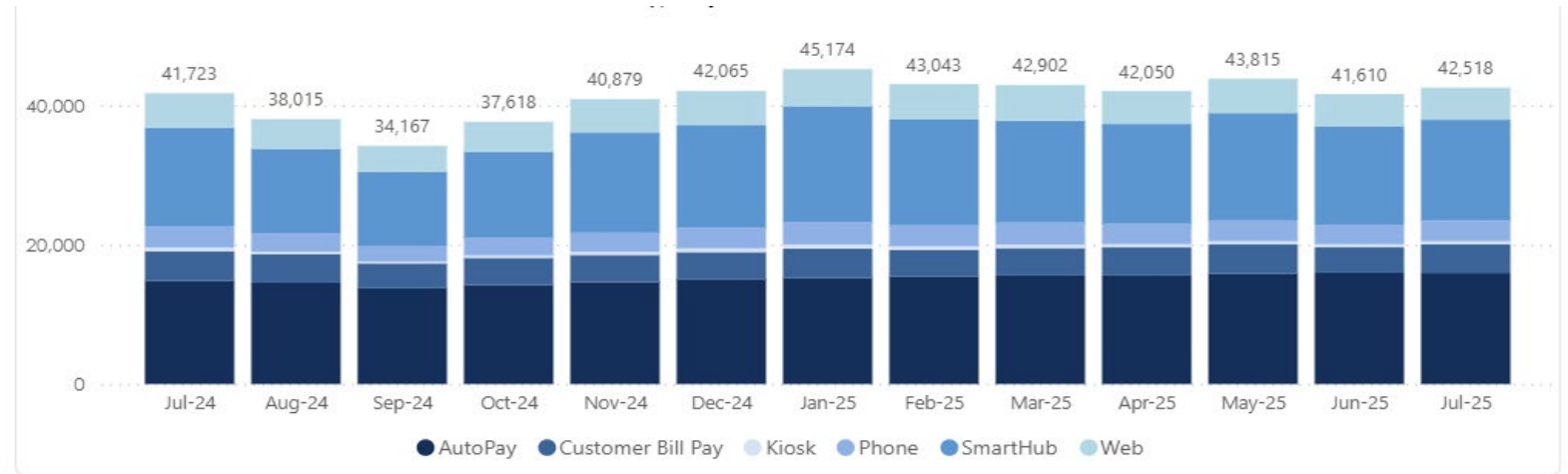
5.2 Payments

July Payments – 54,103

CSR Processed – 11,585

System Processed – 42,518

Total - \$20,003,157



- The number of payment transactions and payment amounts are average for July.
- More customers are utilizing online systems to make payments compared to last year.



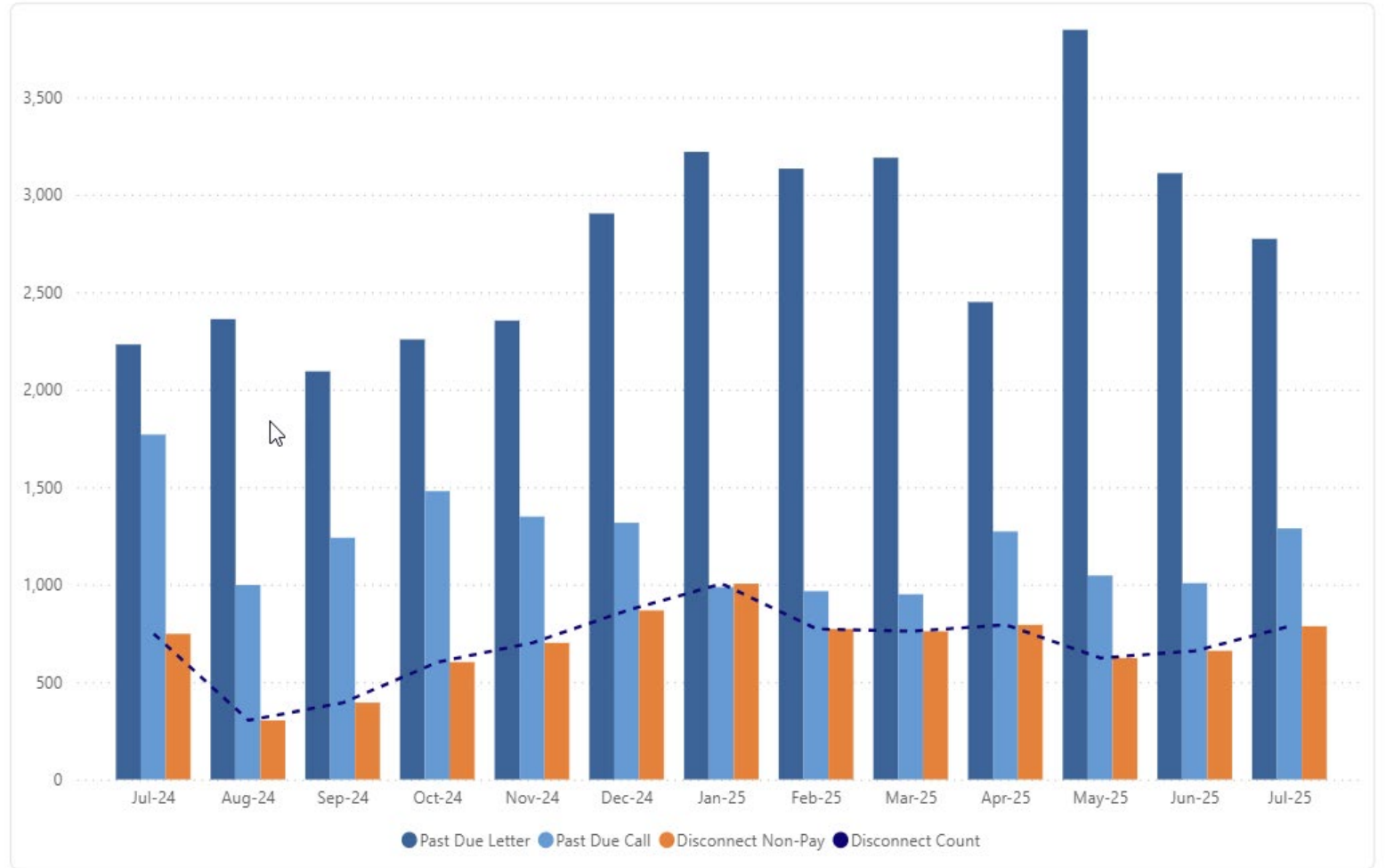
5.2 Disconnects

July Disconnects – 786

Remote – 779
Manual – 7

Traditional – 441
PrePaid – 345

Past Due Letter – 2,773
Past Due Calls – 1,288



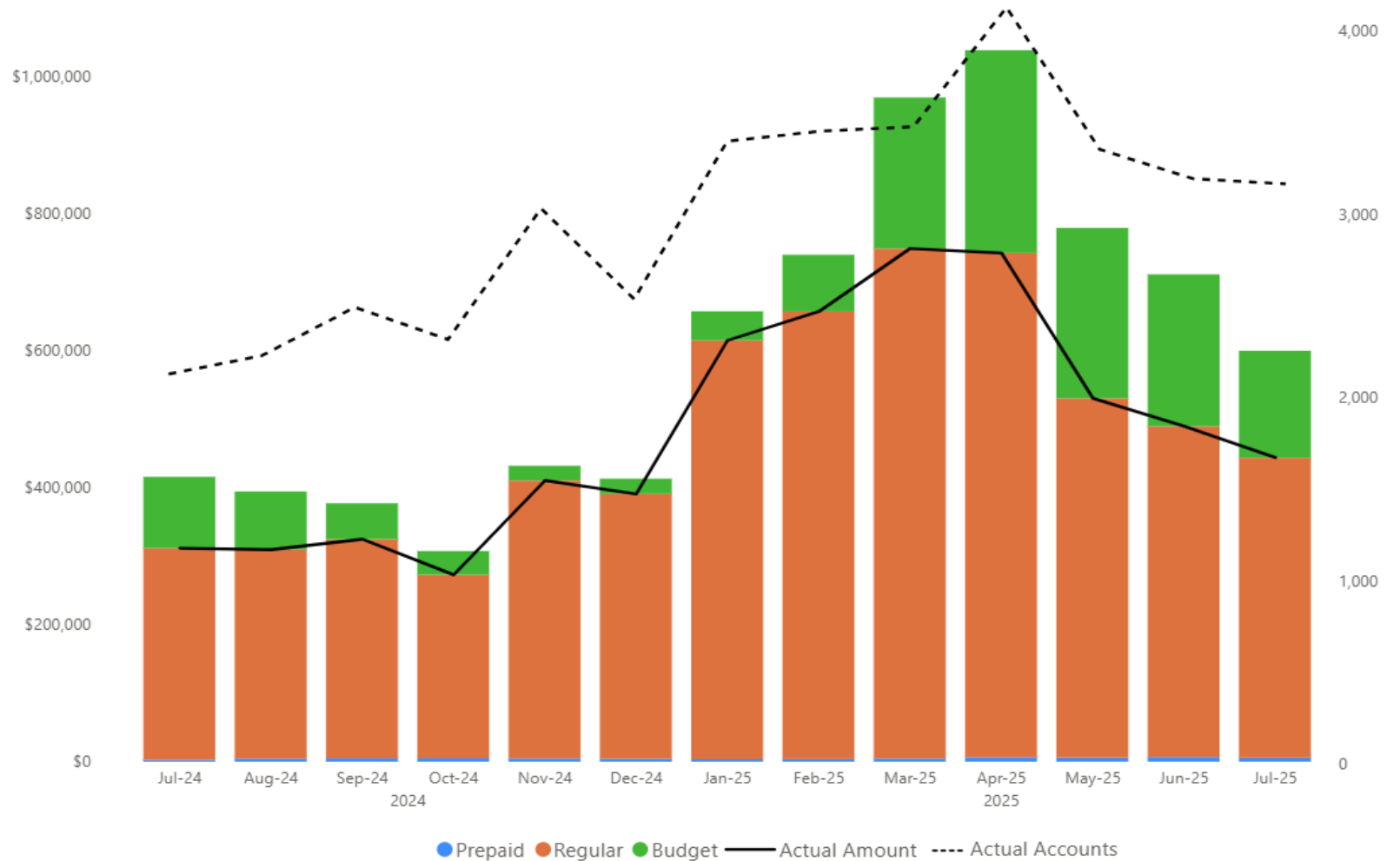

- Disconnects for non-payment are slightly up for this time of year.
- The ability to make a payment and have service immediately restored has changed customer payment behavior.
- Customers with remote meters on average were disconnected for 1.4 hours, which is average.

5.2 Arrearages

July Arrearages – \$599,224

Total Accounts – 4,167

Actual Past Due:
Past Due Total - \$443,479
Past Due Accounts – 3,163



- Arrearages have increased due to a reporting change.
- Arrearages are now reported at 60 days instead of 30 days.
- Although customers are not disconnected until around 45 days, and most pay by then, they are technically past due at 30 and receive a past due fee.

5.3 Assistance

July Assistance - \$140,768

Discount Rate - \$36,045

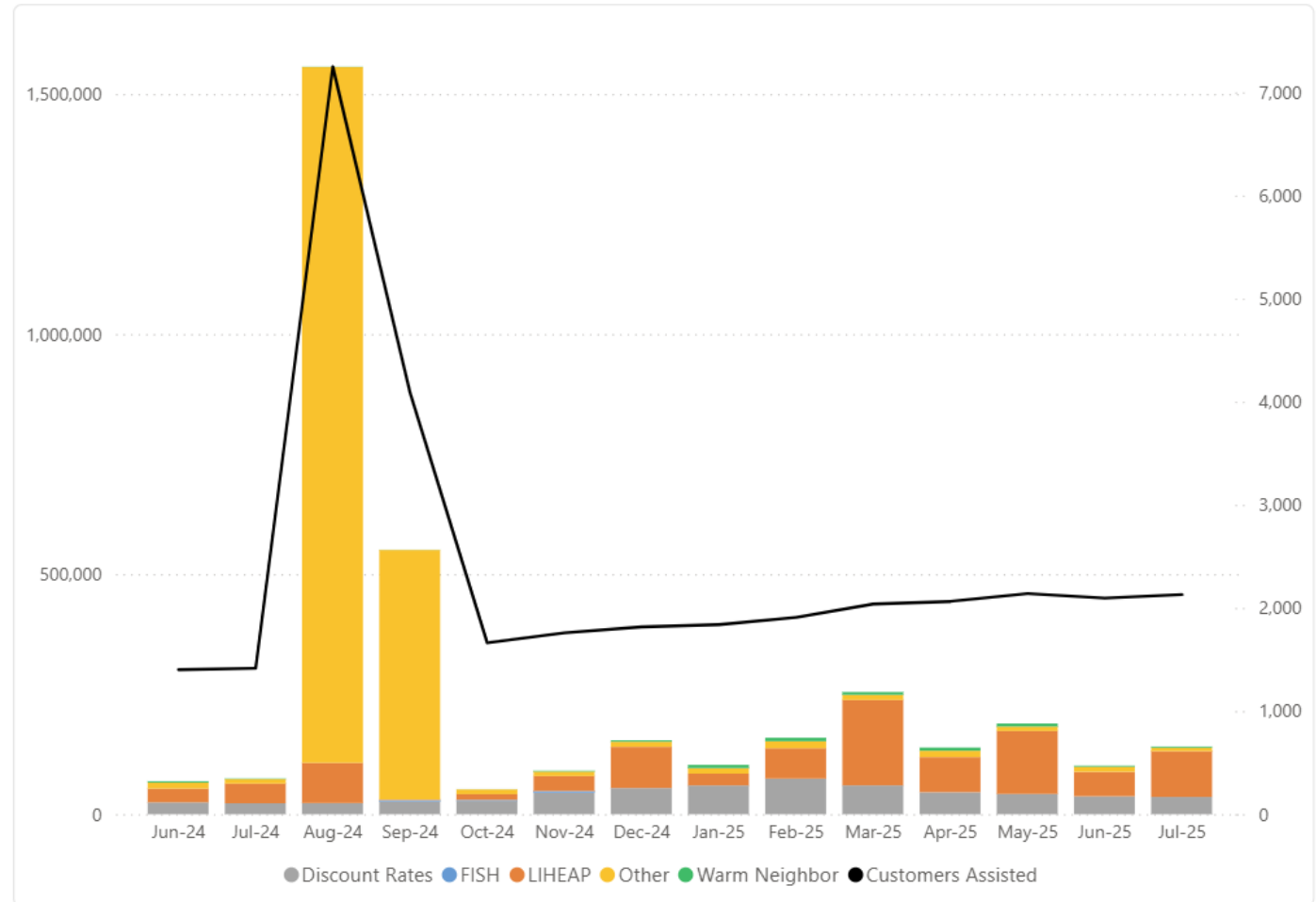
FISH - \$0

LIHEAP - \$95,301

Other - \$7,154

Warm Neighbor - \$2,268

Total Customers - 2,130



- Total assistance provided to customers doubled compared to last July, which provided payment assistance to 700 additional customers.
- FISH assistance is now available while LIHEAP is closed until October.

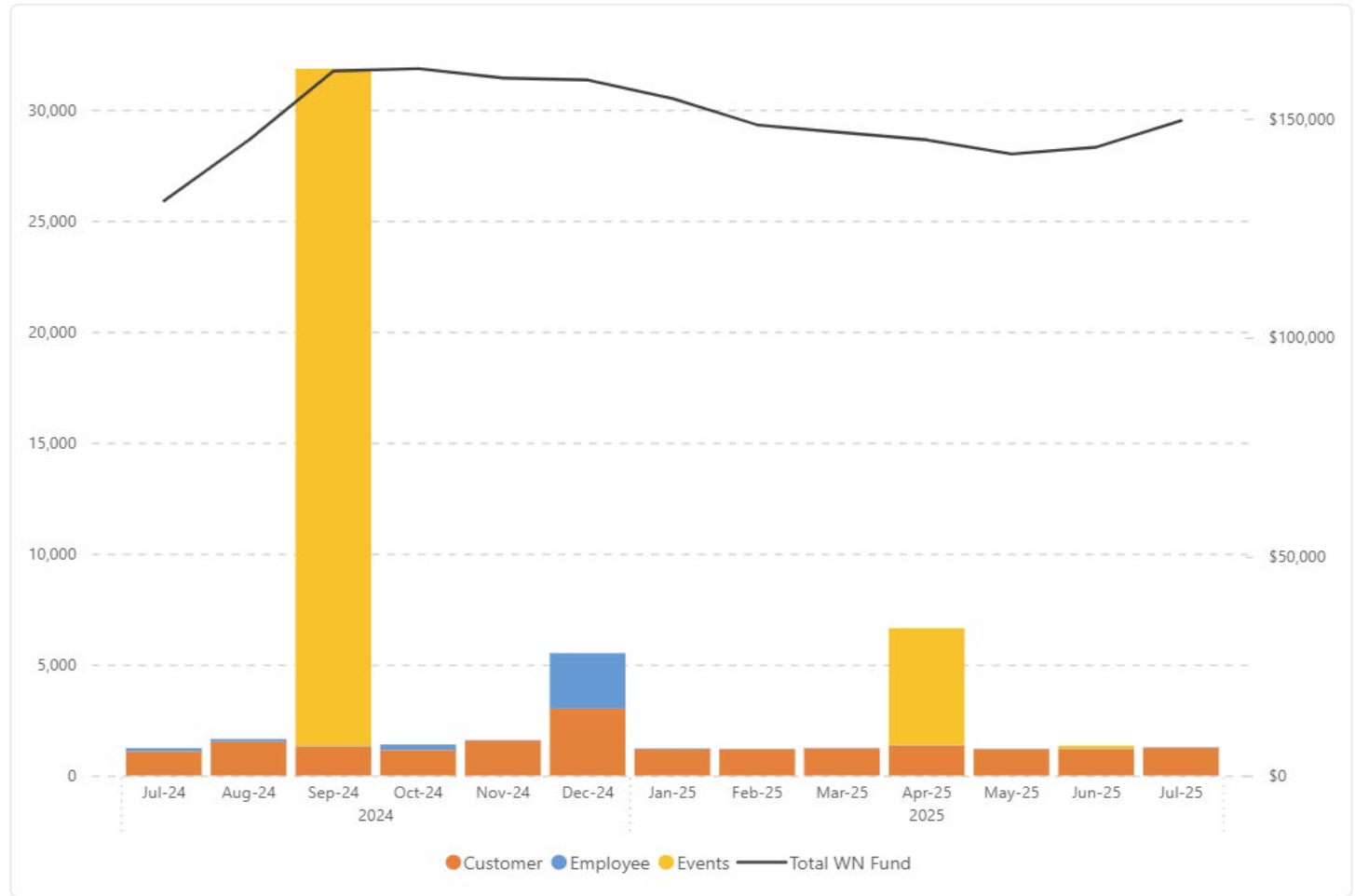
5.3 WN Funding

July WN Fund – \$149,516


Customer - \$1,257

Employee - \$24

Events – \$0



- Warm Neighbor donations remain consistent over the summer.
- Our largest funding event, Weekend for Warm Neighbor, has kicked off and will take place on September 11th and 12th.
- Last year it brought in over \$30k and is expected to exceed that this year.



5.3 Outreach and Events

9/11

Warm Neighbor Eat For Heat Meal Kits

- Meal kits for two are now available for purchase on our website for \$110.
- Menu items feature chicken cordon bleu, a pasta dish, local produce, dessert and choice of beer or wine.
- 30 meal kits have been purchased since August 1st.

9/12

Warm Neighbor Golf Tournament

- The golf tournament is sold out with 26 teams registered.
- 1898 & Co., our consulting partner for the COSA and Data Management project, has graciously signed up to be Title Sponsor again this year.
- We currently have over \$33k in confirmed sponsorships and player fees.

10/9


Community Resource Fair

- Over 70 organizations will be in attendance to provide information about valuable local resources: education, medical, legal, housing, heating, food, veteran's services and more.
- This year it will be held at LCC from 11:00-2:00 and is open to the public.
- Energy Efficiency and Customer Service will be there to provide information on the District's low-income assistance programs.

10/21

CAP Commodities Day

- Food assistance is provided every 3rd Tuesday of the month from 8:00-1:00 in the CAP parking lot off 12th Avenue (drive-thru and walk-up available)
- Discount Rate and Warm Neighbor Program information will be distributed at their upcoming event.



6. Employee Services

6.1 Personnel Status

6.2 Current Employee Recruitments

6.3 Career Fair – Public and Student Outreach

6.1 Personnel Status

Current Employee Count:

- 175 full-time employees
- 2 part-time employee
- 1 Interns – Electrical Engineering - 1

Resignation:

- Micah Donaldson, our GIS Technician has given his notice to the District and his last day will be August 28, 2025.

Retirement:

- Jaime Cotter, our Records Management Coordinator II will be retiring from the District effective September 4, 2025.

New Hires:

- Scott Caleen, our new Environmental & Power Resource Analyst started with the District on August 25, 2025.
- Lorraine Clark, our new GIS Technician started with the District on August 25, 2025.
- Jose Bueno, our new Engineering Drafting Technician I started with the District on August 25, 2025.
- Cobi Johnson, our new Electrical Engineer II will start with the District on September 8, 2025.

6.1 Personnel Status

Current Employee Count:

175 full-time employees

2 part-time employee

1 Interns – Electrical Engineering - 1

Promotions:

- Jeff Bauman, our Dispatcher was promoted on August 5, 2025 to our new Operations/Engineer Superintendent.
- Leobardo Gonzalez-Jimenez (Junior), our T&D Summer Intern was offered a full time limited duration position as a T&D Engineer I and he started full time on August 18, 2025.
- Giovanni Reyes, our T&D Summer Intern was offered and accepted a part-time one-year internship while he finishes his last year of school at WSU Vancouver.

6.2 Current Employee Recruitments

External Recruitments:

- We are currently recruiting to fill the following position:
 - **Customer Service Specialist** – this is a budgeted position to replace a vacancy due to personnel moving into a CSR role. This position is open through August 24, 2025.
 - **NERC Certified Dispatcher** – we are currently recruiting to backfill this position with Jeff Bauman’s promotion to the Superintendent role. This position is currently open through September 7, 2025.

6.3 Career Fair – Public and Student Outreach

Outreach Events Coming up for 2025:

- **Kelso/Longview Chambe of Commerce Cowlitz Career Exploration – 10/23/2025**
 - This event will take place at Lower Columbia College in the Myklebust Gymnasium & Fitness Center and will showcase different business throughout Cowlitz and Clark County. This event is targeted to Junior and Senior students in Cowlitz and Wahkiakum counties.
- **Cowlitz PUD ½ Day Job Shadow – 11/5/2025**
 - Cowlitz PUD hosts our half day job shadow annually with local Cowlitz and Wahkiakum Junior and Senior high school students. We have already communicated with local high schools regarding our event and we usually have anywhere between 60-80 students attend. We will have short workshops with Cowlitz PUD staff leading the way to introduce students to the different career options we have at the District.

6.3 Career Fair – Public and Student Outreach

Outreach Events Completed for 2025:

- **Longview High School College & Career Fair Day – 2/27/2025**
 - RA Long and Mark Morris High Schools will be hosting a one-day college and career fair for their students.
 - RA Long will run from 8:30-10:30am
 - Mark Morris will run from 12:30pm – 2:00pm
 - These two career fairs were targeted at Junior and Senior level students to learn about the careers that Cowlitz PUD offers. Cowlitz discussed different job opportunities with the students and the education needs for the careers they were interested in.
- **Carrols Elementary School – Career Week – 3/6/2025**
 - Cowlitz PUD attended the Carrols Elementary school career week and presented to 29, 4th and 5th grade students. During this time, we played a match game where we discussed different careers at Cowlitz PUD and what people in those careers do each day.
- **Kalama High School Career Fair – 3/25/2025**
 - This event took place on March 25th at Kalama High School. We spoke with over 500 students, grades 6th to 12th grade and gave them information on what a PUD is and the varied careers at a Public Utility.
- **WSU Vancouver Engineering and Technology Career Fair – 3/26/2025**
 - This event took place on March 26th at WSU Vancouver. We promoted our two open Transmission & Distribution internships and the current open positions we have. We educated students on Public Utilities and the different careers offered.

6.3 Career Fair – Public and Student Outreach

Outreach Events Completed for 2025:

- **Woodland High School Career Fair – 4/18/2025**
 - This event will take place on April 18, 2025 in the Woodland High School gym.
 - We talked with over 150 students about what a PUD does and the importance of Public Power along with the different types of positions that we have in the Utility industry.
- **Castle Rock High School Skilled Trades Fair – April 22, 2025**
 - This event will take place on April 22, 2025 in the Castle Rock High School parking lot.
 - Cowlitz PUD brought our Safety Trailer and completed two different demonstrations with students along with showing students how to tie in insulators and having them practice.
 - This event was open to not only Castle Rock High School students but from students at different high schools bringing over 600 students to the event.
- **Robert Gray Elementary School – Safety Trailer Demonstration – 5/22/2025**
 - This event took place on May 22, 2025 at Robert Gray Elementary School with the Second Grade students. Brad Keith's line crew completed a safety trailer demonstration while onsite and even blew a circuit and had to turn the power back on while they were onsite.
- **Kelso/Longview Work Source Career Fair – 5/27/2025**
 - This event took place at the Kelso Work Source office on May 27, 2025 and Teedara spoke with numerous local residents about the current and upcoming job openings we have.




Castle Rock High School Skilled Trades Fair

PUD Employees Participating in this Event:
Teedara Wolf, Alice Dietz, Jeremy Beck, Deanna Killett, Brad Keith, Thomas Gustin, Robert Spitler, Devin Wannamaker and Kevin Wilbur.

7. Public Relations and Communications

- Connected
- Columbia River Reader
- Radio Messaging
- Website Messaging
- Social Media
- Internal Messaging



connected



A Message from the Board of Commissioners



Pictured from left to right, Commissioners Duane Dalgleish, Bruce Pollock, and Dave Quinn

As your Board of Commissioners, we take great pride in working together to support our dedicated staff in delivering energy that is safe, reliable, cost-effective, and sustainable. Every decision we make is guided by one core principle: putting our community first.

In recent years, we've made it a priority to be more present and accessible—whether through events that benefit our Warm Neighbor Program, expanded community outreach, or initiatives that strengthen our connection with you, the people we serve.

This month's newsletter highlights some of those efforts, and we hope you enjoy reading about the ways we're working to make a positive impact. It's an honor to serve Cowlitz County, and we're proud to call this community home.

WARMTH IN ACTION: HOW COWLITZ PUD'S WARM NEIGHBOR FUND POWERS HOPE IN THE COMMUNITY

For more than 25 years, the Warm Neighbor Fund has been a beacon of support for families across Cowlitz County, helping those who struggle to pay their electric bills but don't qualify for traditional government assistance. Entirely fueled by community generosity—through donations, events, and contributions from Cowlitz PUD employees—the fund reflects the spirit of neighbors helping neighbors.

A Recipe for Impact: Eat for Heat
One of the most innovative and heartwarming initiatives supporting the Warm Neighbor Fund is **Eat for Heat**, a locally sourced meal kit program launched in 2017. Participants pick up meal kits filled with ingredients from nearby farms, restaurants, breweries, and wineries, then prepare them at home—bringing the community together around the dinner table.

Eat for Heat has not only fed over 2,000 people but also raised an impressive \$80,000 for the Warm Neighbor Program. In addition, it has injected \$70,000 back into the local economy by supporting small businesses. Its success has earned national recognition and forged a meaningful partnership with United Way's Day of Caring, further strengthening its community roots.



A Weekend of Giving: The Warm Neighbor Golf Tournament
Building on the momentum of **Eat for Heat**, Cowlitz PUD introduced A Weekend for Warm Neighbor in 2024, featuring the first-ever Annual Warm Neighbor Golf Tournament. This event expanded outreach efforts

continued on p. 2



Should You Trust e-Mail Attachments?

- e-mail is an essential part of life in many ways. Most of us receive receipts and bill notifications, just to name a few examples of e-mails that may contain attachments. Hackers use e-mail attachments to avoid detection. Getting you to open a PDF, or other attachment, with malware and fraudulent contact information inside is a way to phish information from you. Remember these rules for dealing with e-mail attachments:
- If you didn't request the attachment, don't open it.
- Go directly to the company's official site or app to download a copy of your bill or itinerary if you have any doubts at all. It is always safer.
- Verify official contact numbers and addresses from other sources outside of the e-mail.
- Ignore attachments that create a sense of urgency to act without thinking.
- Cowlitz PUD either mails your bill or, if you sign up for e-bill, notifies you via email of your bill availability on the SmartHub app or from the official site: <https://cowlitzpud.smarthub.coop/>.

Warmth in Action continued

and encouraged participation from across the region. The result? A weekend filled with camaraderie, community spirit, and over \$30,000 raised for families in need. The 2025 Golf Tournament is now sold out.

A Community United
Together, these programs showcase the power of collaboration, creativity, and compassion. Whether it's through a shared meal or a round of golf, Cowlitz PUD and its partners continue to find meaningful ways to support the Warm Neighbor Fund—and the people it serves.

As the Warm Neighbor Program grows, so does the impact of every donation, every event, and every volunteer hour. It's more than assistance—it's a promise that no neighbor is left behind.

Weekend for Warm Neighbor, September 11th, for **Eat for Heat** meal pick-up 3pm-5pm, and September 12th for the Golf Tournament.

For tickets to **Eat for Heat** or Sponsorship inquiries, contact adietz@cowlitzpud.org or 360.501.9146.

SAVE THE DATE
Cowlitz PUD and Community Mediation Center's
FREE Resource Fair | 10.9.25
LCC Student Center 10am-2pm
Activities . Community Resources . Food




HELP A FELLOW NEIGHBOR IN NEED
Would you like to help your fellow neighbor in need? Give a little by enrolling in Round Up for Warm Neighbor!

Ways to Donate:

- SmartHub – Open Bill & Pay, select Warm Neighbor, and follow prompts. You can choose a one-time round-up, monthly round-up, or a certain dollar amount each month.
- In-person – Donate in our office or in the Drive-Thru.
- Bill Stub – Mail your payment in with the bill stub marked for Warm Neighbor and a dollar amount.

Connected is published by Cowlitz PUD
961 12th Avenue | PO Box 3007, Longview, WA 98632 | 360.423.2210 | Toll Free 800.631.1131 | cowlitzpud.org
Board of Commissioners meets the second and fourth Tuesday of each month at 2pm.
To attend contact mpetterson@cowlitzpud.org



PLUGGED IN TO COWLITZ PUD

Cowlitz PUD's Warm Neighbor Fund reflects community spirit

By Alice Dietz, Cowlitz PUD
Communications/Public Relations Manager

For more than 25 years, the Warm Neighbor Fund has been a beacon of support for families across Cowlitz County, helping those who struggle to pay their electric bills but don't qualify for traditional government assistance. Entirely fueled by community generosity – through donations, events, and contributions from Cowlitz PUD employees – the fund reflects the spirit of neighbors helping neighbors.

A Recipe for Impact: Eat for Heat

One of the most innovative and heartwarming initiatives supporting the Warm Neighbor Fund is Eat for Heat, a locally sourced meal kit program launched in 2017. Participants pick up meal kits filled with ingredients from nearby farms, restaurants, breweries, and wineries, then prepare them at home—bringing the community together around the dinner table.

Eat for Heat has not only fed over 2,000 people but also raised an impressive \$80,000 for the Warm Neighbor Program. In addition, it has injected \$70,000 back into the local economy by supporting small businesses. Its success has earned national recognition and forged a meaningful partnership with United Way's Day of Caring, further strengthening its community roots.

A Weekend of Giving: The Warm Neighbor Golf Tournament

Building on the momentum of Eat for Heat, Cowlitz PUD introduced a

Weekend for Warm Neighbor in 2024, featuring the first-ever Annual Warm Neighbor Golf Tournament. This event expanded outreach efforts and encouraged participation from across the region. The result? A weekend filled with camaraderie, community spirit, and more than \$30,000 raised for families in need. The 2025 Golf Tournament is now sold out.

A Community United

Together, these programs showcase the power of collaboration, creativity, and compassion. Whether it's through a shared meal or a round of golf, Cowlitz PUD and its partners continue to find meaningful ways to support the Warm Neighbor Fund – and the people it serves.

As the Warm Neighbor Program grows, so does the impact of every donation, every event, and every volunteer hour. It's more than assistance – it's a promise that no neighbor is left behind.

Weekend for Warm Neighbor, September 11th for Eat for Heat meal pick up 3pm-5pm, and September 12th for the Golf Tournament.

For tickets to Eat for Heat or Sponsorship inquiries, contact adietz@cowlitzpud.org or 360.501.9146.

• • •

Alice Dietz may be reached at adietz@cowlitzpud.org, or 360-501-9146.



EAT for HEAT

September 11th **WHEN**
Pick Up at 961 12th Ave. Longview +
3pm-5:30pm **WHERE**
Delivery Available to Castle Rock and Woodland

DETAILS

Meal Kits for Two
• 100% Locally Sourced
• All Proceeds Support Families in Cowlitz County
Tickets: cowlitzpud.org



Radio Messaging

Considering solar, let Cowlitz PUD be your free resource. Before you install solar, our expert engineers can help. Have a great list of questions available to ask yourself and ask your solar installer. Is solar what's best for your home? Cowlitz PUD offers free home energy audits. We'll prioritize your home's energy efficiency first, help your solar install, go further. Contact Cowlitz PUD today at 3604232210.

At Cowlitz PUD, we know life is getting more expensive. Kayaking, camping – even a simple picnic – it all adds up. But powering your home for a day? Still just an average of \$4.39. Clean hydropower from the Columbia River delivers big value at a low cost – every single day. Now, if only we could do something about the price of gas. Cowlitz PUD – supporting our community with energy-saving solutions for electricity and safety. Cowlitz PUD, Your Power.



[Cowlitz County Public Utility District](#) » [Uncategorized](#) » [Support Warm Neighbor: Purchase Eat for Heat Tickets Here](#)

SUPPORT WARM NEIGHBOR: PURCHASE EAT FOR HEAT TICKETS HERE

Font Size: [Share & Bookmark](#) [Feedback](#) [Print](#)

Posted: July 31, 2025

[Purchase Eat for Heat Tickets Here](#)

WARMTH IN ACTION: HOW COWLITZ PUD'S WARM NEIGHBOR FUND POWERS HOPE IN THE COMMUNITY

For more than 25 years, the Warm Neighbor Fund has been a beacon of support for families across Cowlitz County, helping those who struggle to pay their electric bills but don't qualify for traditional government assistance. Entirely fueled by community generosity—through donations, events, and contributions from Cowlitz PUD employees—the fund reflects the spirit of neighbors helping neighbors.

A RECIPE FOR IMPACT: EAT FOR HEAT

One of the most innovative and heartwarming initiatives supporting the Warm Neighbor Fund is Eat for Heat, a locally sourced meal kit program launched in 2017. Participants pick up meal kits filled with ingredients from nearby farms, restaurants, breweries, and wineries, then prepare them at home—bringing the community together around the dinner table.

Eat for Heat has not only fed over 2,000 people but also raised an impressive \$80,000 for the Warm Neighbor Program. In addition, it has injected \$70,000 back into the local economy by supporting small businesses. Its success has earned national recognition and forged a meaningful partnership with United Way's Day of Caring, further strengthening its community roots.

A WEEKEND OF GIVING: THE WARM NEIGHBOR GOLF TOURNAMENT

Building on the momentum of Eat for Heat, Cowlitz PUD introduced A Weekend for Warm Neighbor in 2024, featuring the first-ever Annual Warm Neighbor Golf Tournament. This event expanded outreach efforts and encouraged participation from across the region. The result? A

The screenshot shows the top portion of the Cowlitz PUD website. At the top left is the logo for 'PUBLIC UTILITY DISTRICT NO 1 COWLITZ COUNTY, WASH.'. To its right is a search bar with the placeholder text 'Search Cowlitz PUD website...'. Further right are two contact icons: 'OUTAGES 844.965.1319' and 'MAIN OFFICE 360.423.2210'. Below this is a dark blue navigation bar with white text for 'Customer Services', 'New Services', 'Outages & Safety', 'Energy Efficiency', 'About', and 'News, Meetings & Events'. The main content area features a large background image of a power transmission tower. Overlaid on this is a dark grey 'SmartHub Login' box with a 'LOGIN NOW' button, and links for 'Register for Online Account Access' and 'Reset My Password'. Below the login box is an orange 'Make a One-Time Payment' button. At the bottom of the page is a dark blue footer with icons and labels for 'SmartHub', 'Outages', 'Efficiency', 'Careers', and 'Assistance Programs'.

Connected Newsletter



[Support Warm Neighbor: Purchase Eat for Heat Tickets Here](#)

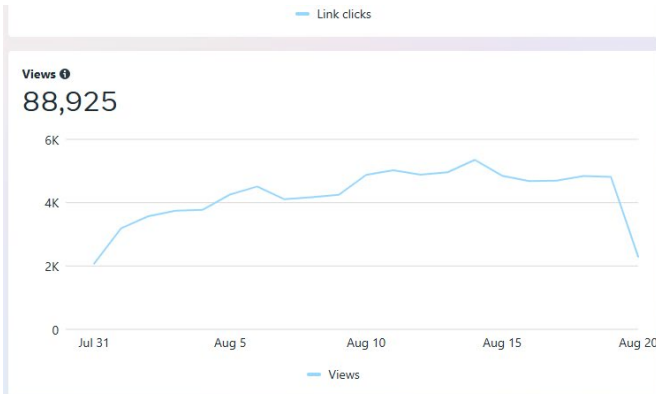
Clean Energy.
Love it, hate it...

Wildfire
Mitigation
Plan

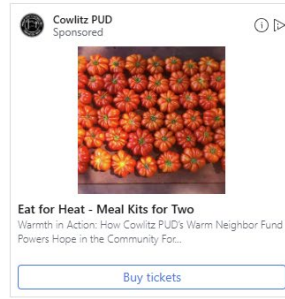
Same
Payment.
Every Month.

[Connected Archives](#)

Social Media Messaging



Ad preview

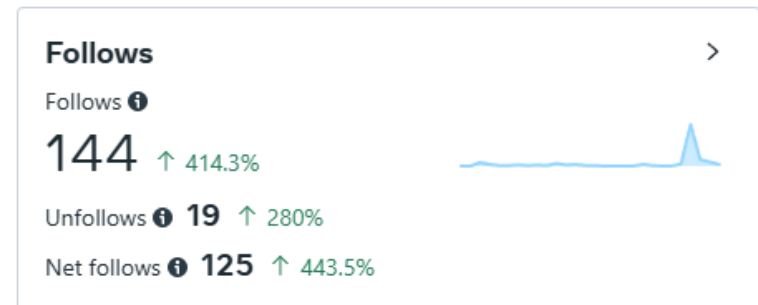
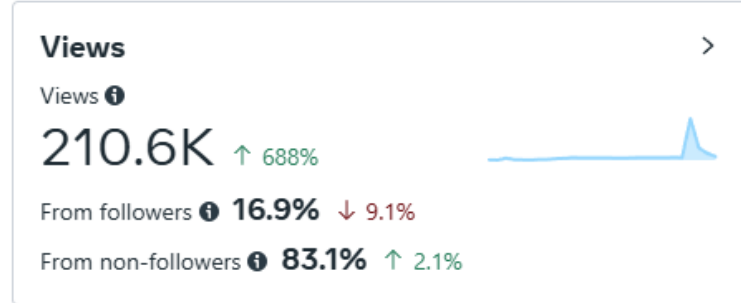


Ads on the Audience Network are shown in third-party mobile apps and mobile websites.
Please note, this is only a preview. The ad may show up differently in other apps and websites.

Performance

July 23, 2025 - August 19, 2025

Customize view: Business ▼



July 24th, 2025

Watt's Up



Top Ways to Stay Safe in the Summer Sun

Slather on the Sunscreen: Always apply a broad-spectrum sunscreen with an SPF of 30 or higher. Reapply every two hours, or immediately after swimming or sweating.

Seek Shade: Especially between 10 a.m. and 4 p.m., when the sun's rays are the strongest. If you can't find shade, create your own using an umbrella or a wide-brimmed hat.

Wear Protective Clothing: Long-sleeved shirts, long pants, and hats with wide brims can provide extra protection from the sun's harmful rays.

Don't Forget Your Eyes: Wear sunglasses that block out 99 to 100 percent of both UVA and UVB radiation.

Remember, these tips are not just for the beach! Anytime you're outside, you're exposed to the sun's rays. So, make sure to protect yourself and enjoy your summer safely!

Have you taken our State Mandated Clean Energy Implementation Plan Survey?

Residents of Cowlitz County are encouraged to take the State Mandated Clean Energy Implementation Plan Survey as part of updating our Clean Energy Implementation Plan (CEIP) under the Clean Energy Transformation Act (CETA).

[Click here to take it.](#)

Shout Out

Huge THANK YOU to the Lunch and Learn Rockstars! Sasha Minners, who helped with all three lunch and learns over the last two weeks, Mike West and Mackenzie for their hard work on the lunch and learns as well.

Wellness

Don't forget to turn in your Island Bingo to Teedara

July 16, 2025 through September 2, 2025
 Refinance your vehicle loan from another financial institution and we will pay the title transfer fees.
 Now titled loans, we will take off .5% of our current rate.

Summer shopping is now back!

July 31st, 2025

Watt's Up



July 16, 2025 through September 2, 2025
 Refinance your vehicle loan from another financial institution and we will pay the title transfer fees.
 Now titled loans, we will take off .5% of our current rate.

Summer shopping is now back!

Come on Canteen! Do Better!
We know the Lunchroom vending machine's playing hard to get with your payment, and we're on a mission with Canteen to fix it!

Wellness
Thank you to the 37 employees that participated in Summertime Bingo. Our Winners are:

- Alice Dietz
- Sean Slape
- Zach Fraley
- Cody Costello
- Junior Gonzalez Jimenez

We currently have 43 employees signed up for the Wellable app. We will be starting the Hydration Challenge using Wellable. Visit our company Sign Up Page and create a Wellable account now! When signing up please use your Cowlitz PUD email address.

Welcome to the World, Baby Muir!
Congratulations to John and Mariah Muir! They have joyfully welcomed Arlo Russell Muir, who arrived weighing 7 lbs 8 oz. Arlo is their first child, and the entire family is home, healthy, and happy.



Safety: Last reminder for July's Summer Water Safety Month

SUMMER WATER SAFETY RULES

- ALWAYS GO IN FEET FIRST!**
- TAKE SHIFTS AS THE "PARENT LIFE GUARD"!**
- STAY WITHIN ARMS REACH!**
- WHEN IN DOUBT BUCKLE UP!**
- NEVER SWIM UNDER ANYTHING!**
- LEARN TO SWIM FROM A PRO!**

www.healthysafetymonth.com

August 6th, 2025

Watt's Up



Questions About Your Employee Benefits?
Whether it's about claims, bills, or anything related to your employee benefits, contact Sasha in HR for assistance.

INGAGED Benefits App
Download the employee benefits app to stay up to date on all things employee benefits.

Download the Calm App Today
We're reminding you today because your free Calm subscription is also available for your family. You can add up to 6 dependents (age 18 years or older) via the "Manage Subscription" page inside your Calm account. There is also content available that can be used with kids of all ages—specifically, those under 16 years old can access Calm's resources through your subscription.

Eat for Heat Employee Purchases
Eat for Heat has not only fed over 2,000 people but also raised an impressive \$80,000 for the Warm Neighbor Program. In addition, it has injected \$70,000 back into the local economy by supporting small businesses. Its success has earned national recognition and forged a meaningful partnership with United Way's Day of Caring, further strengthening its community roots.

Eat for Heat, September 11th 3pm-5:30 pm
If you're interested in purchasing your meal kits for two, the Credit Union accepts cash, checks, and transfers. Let me know if you have any questions.

Keep an eye out next week for the Weekend for Warm Neighbor volunteer sign-up!

July 16, 2025 through September 2, 2025
Refinance your vehicle loan from another financial institution and we will pay the title transfer fees.
Now titled loans, we will take off .5% of our current rate.

7% of women are diagnosed with serious mental health conditions

71% of parents have said that the COVID pandemic has taken a toll on their child's mental health

14% of adults aged 60 and over are living with a mental health disorder

August 14th, 2025

Watt's Up



Struggling to navigate the world of healthcare costs? Healthcare Bluebook can help!

With Healthcare Bluebook, you can make healthcare decisions with transparency and even earn rewards. Access to Healthcare Bluebook is free for all employees and family members with Cowlitz PUD medical insurance.

Visit the website to get started:
www.healthcarebluebook.com/cc/loomis
code: loomis00

August Lunch and Learn
8.20.2025 at Noon in the Main Office Lunch Room. Your Energy Efficiency team will be reviewing the benefits of Energy Efficiency programs and how to guide customers to take advantage of the programs we offer. Email Teedara by end of day 8.18.2025.

Wellness
Does your kid have a hard time falling asleep? Try one of the Calm sleep stories for kids. The featured one right now is Beauty and the Beast.

Beauty and the Beast
Help your kids drift away to dreamland by playing this magical story of Beauty and the Beast as they learn about how true beauty lies within.

Weekend for Warm Neighbor Volunteering
The link for our largest annual Warm Neighbor Fundraiser is here! This weekend is truly a labor of love, and its success is due to all the volunteers who help make it happen! Please consider signing up for a fun two days that help our community! Reach out if you have any questions!

Weekend for Warm Neighbor Volunteer Sign-Up:
<https://www.surveymonkey.com/r/835PC5D>

Do the Math

Why pay up to 10x more?

Healthcare Bluebook
Check it Out!

LOOMIS

Check it Out!

Wildfire Season

If your area is affected by wildfire SMOKE

- Stay informed on air quality
- Follow your doctor's directions
- Avoid indoor physical activities
- Keep windows & doors closed

www.dsh.wa.gov/emergency-preparedness-response-recovery

EAT FOR HEAT

1898!

Weekly All Employee Updates

8. Regulatory and Regional Affairs 8/26/2025

8 – August Activity

8.1 – State

8.2 – Local / Regional

8.3 – Federal

8.4 – Other



8.1 State & Regulatory



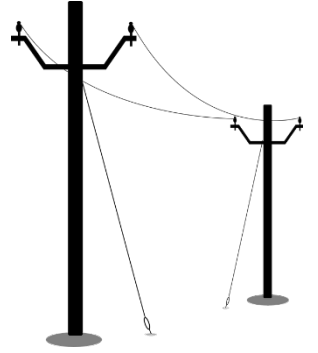
- ❖ Collaborated with PGP, TEA, WPUA on developing comments on Ecology's proposed CCA updates re: No-cost carbon allowance allocation to electric utilities
 - Adjustments to allowance allocation levels should allow for variances due to high-density load and electrification
 - No mandatory consignment of no-cost allowances
 - Permissive/illustrative guidance requested for usage of proceeds from consigned allowances
 - Support extending annual deadline for providing revised load forecasts that help determine an accurate allocation of no-cost allowances from July 30th to Sept 5th
 - Support "calculated method" for determining number of administrative burden allowance allocation
 - CCA Carbon Offsets, Linkage, and No Cost Allowances
- ❖ Ecology released draft CCA program rule language that positively reflected utility sector comments pertaining to linkage with Calif/Quebec's cap-and-trade programs and GHG emissions accounting associated with participation in regional organized electricity markets
- ❖ WA State's Joel Creswell testified at EPA Hearing in support of maintaining the Endangerment Finding that underpins the regulation of greenhouse gas through the Clean Air Act
 - EPA proposed to rescind the 2009 finding as well as resulting GHG regulations for motor vehicles and engines
 - Multi-day public hearing drew hundreds, most of whom urged the EPA to abandon plans to undo the rollback

8.1 State & Regulatory



- ❖ Attended Ecology informational session on WA geothermal resources to identify opportunities and risks for developing future power plants
 - Focusing on three DNR-identified resource areas: Mt Baker, Mt St. Helens and Wind River valley
 - Findings and recommendations will be included in report to Governor and Legislature in June 2027
- ❖ Continued Clean Energy Implementation Plan Public Outreach
 - 327 Clean Energy Survey Responses as of 8/18
 - Made in-person presentation to Ryderwood Improvement & Service Association and gathered surveys
- ❖ Commerce receiving comments on draft CEIP Interim Reporting Template and guidance
 - Utilities are required to submit a report of progress made and actions taken to implement elements of the first 4-year CEIP period by June 2026
 - Regulatory Affairs Staff were members of Commerce workgroup advising the development of the report template
- ❖ Participated in 19th St. Leg. District post-session town hall meeting held at LCC by Sen. Wilson and Reps. Walsh & McEntire.

8.2 Local / Regional




- ❖ PNUCC and NW Gas Assn is convening state policymakers, utility leaders and clean energy stakeholders for a Regional Energy Symposium on Oct 9th at PDX to discuss:
 - Urgent system reliability risks and planning challenges facing the region
 - Identify barriers to progress in meeting clean energy transition goals
 - Maintaining resource adequacy and natural gas/electric sector coordinated planning***(NERC President and CEO Jim Robb will provide the Symposium's keynote address)***

- ❖ Commerce planning to issue solicitation for additional round of Grid Resilience Grant funding before end of year
 - District advocated for increased grant eligibility as potential source of funding for Ryderwood distribution feeder undergrounding project

- ❖ District staff coordinating with Commerce in updating bill language seeking to protect the state and utilities from PRA disclosure of critical infrastructure information; HB 1610 will be reintroduced for consideration during 2026 session


8.3 Federal



- ❖ Dept of Treasury issued guidance clarifying "Beginning of Construction" requirements for developers of wind and solar projects seeking to secure clean energy tax credits prior to their OBBBA-mandated expiration
 - Project must commence physical work of a significant nature" by July 5, 2026 in order to qualify for tax credits *and* be placed into service by Dec. 31, 2027
 - Physical work is divided into "on-site" and "off-site" categories, but does not include preliminary activities such as planning, design, obtaining permits or conducting studies
 - Projects for refurbishing or retrofitting wind/solar facilities remain eligible to receive tax credits within the timeframes and physical work provisions mentioned above

- ❖ Ryderwood Distribution Feeder Undergrounding Project funded in House Homeland Security Appropriations bill at \$1.14 million
 - Cong. Gluesenkamp Perez secured the project's inclusion for the second time after Congress failed to pass spending 2025 spending bills
 - Awaiting markup of Senate bill version where Sen. Cantwell's \$2.75 million request will be considered

8.3 Federal



- ❖ District Commissioner and staff attended Cong. Gluesenkamp Perez' Longview Town Hall Meeting
 - Congresswoman highlighted Ryderwood project funding at the event
- ❖ 20th District State Senator John Braun entered the 2026 3rd Congressional District race
- ❖ Pres. Trump appoints Commissioner David Rosner as new FERC Chair
 - Appointment was considered an anomaly as Rosner is a Democrat appointee from the Biden Administration
- ❖ EPA terminated the \$7 billion Solar for All Program established by the Inflation Reduction Act
 - The fund is intended to expand solar programs for income-qualified households through no-cost installation, community and shared solar projects, and tribal residential projects
 - WA's \$156 million grant award is included in the termination attempt, and the state has paused the program

8.4 Other

- ❖ Coordinated training meeting with 811 One Call Service to review recent WA Dig Law changes with District staff
- ❖ Assisted with updating behind-the-meter Interconnection Policy standards for engineering; Net-metering and community solar billing/crediting sections moving to customer service policy
- ❖ Dever Haffner-Ratliffe selected to moderate a panel of utilities at the WA Solar Summit.



*Sourcing to Ground
S. Taylor & Son*

*Columbia Ice Fields
(Alberta, CA) in July*